



Winter
2017/2018

 **Prosperplast**[®]
plastic products



Pragniemy przewidywać Twoje potrzeby i być zawsze o krok do przodu, aby Cię usatysfakcjonować.
Dlatego przygotowaliśmy katalog na 2017/2018 rok pełen produktów, które z łatwością wkroczą w Twoje codzienne życie.

We want to foresee your needs and always be one step ahead to make you satisfied.
That is why we prepared this catalogue for 2017/2018 filled with products that will easily step into your everyday life.



 Prosperplast®
plastic products





Dziś firma Prosperplast jest jednym z liderów wśród producentów nie tylko w Polsce, ale także w Europie, szerokiej gamy artykułów z branży tworzyw sztucznych do domu i ogrodu, takich jak donice, kompostowniki, palisady, konewki, łopaty, skrzynki narzędziowe oraz artykuły dziecięce (sanki, ślizgi, autka, itd.).

At present Prosperplast is one of the leaders among the manufacturers of plastic products not only in Poland but also in Europe. The wide range of products contains articles for home and garden, such as pots, composters, palisades, watering cans, shovels, toolboxes and articles for children (sledges, slides, ride on cars, etc.).

W początkowym okresie działalności firma zajmowała się produkcją wyłącznie donic z tworzyw sztucznych. W odpowiedzi na potrzeby rynków i rosnące zainteresowanie ze strony klientów z upływem czasu asortyment poszerzył się o kolejne linie produktowe: łopaty do odśnieżania, artykuły dziecięce, a także asortyment DIY.

Prosperplast został założony w 1993 r. w Buczkowicach, miejscowości zlokalizowanej na południu Polski. Od samego początku jest to firma rodzinna, której właścicielami są bracia – Paweł i Marek Mrózek. Obecnie siedziba znajduje się w Rybarzowicach (południe Polski), ponadto nasze biura handlowe mieszczą się w Niemczech oraz w Czechach.



Dzięki racjonalnemu zarządzaniu i ustawicznym inwestycjom w maszyny, nowe wzornictwo, a także w załogę nastąpił dynamiczny rozwój firmy w latach 2008-2014. Obecnie dysponujemy trzema zakładami produkcyjnymi, powierzchniami magazynowymi zlokalizowanymi w czterech miastach w Polsce, a także centrum logistycznym w Niemczech i w Czechach.

Prosperplast stawia na ciągły rozwój, nowoczesność i elastyczność, a nasze produkty cechuje doskonała jakość, oryginalne i zróżnicowane wzornictwo, dzięki czemu nasze towary cieszą się dużą i wciąż rosnącą popularnością nie tylko wśród klientów Europejskich, ale także w USA, Australii, Nowej Zelandii, Ameryki Południowej, Afryki i Japonii.



Prosperplast aims in continuous development, modernity and flexibility. Our products are known from their quality, original and diverse designs, thanks to that they are more and more popular, not only among the European clients, but also in USA, Australia, New Zealand or Republic of South Africa, South America, Africa and Japan.

Prosperplast was founded in 1993 in Buczkowice, a village located in the south of Poland. Since beginning it is a family corporation, whose owners are brothers Paweł and Marek Mrózek. The present headquarters are situated in Rybarzowice (south of Poland) and the sale offices are located also in Germany and Czech Republic.

In its origins the company was producing only plastic pots. However, in response to market needs and growing expectations of the clients the range of products has grown in time by several lines of products, such as: snow shovels, children articles and also DIY.

Owing to clever management and continuous investments in machinery, new designs and the crew the company expanded significantly between 2008-2014. Nowadays we have 3 production factories, multiple storage surfaces situated in 4 locations in Poland and logistic centers in Germany and Czech Republic.

Więcej informacji o firmie i produktach na: www.prosperplast.pl

More information about the company and products is available on our website: www.prosperplast.pl



Produkcja, której surowcem jest plastik (np. pod postacią polipropylenu), to wbrew obiegowej opinii technologia przyjazna środowisku. Kiedy w grę wchodzi nowoczesne, wydajne maszyny, kiedy zużycie wody jest w całym procesie produkcji stosunkowo niskie, możemy śmiało powiedzieć, że DBAMY O ŚRODOWISKO.

Jest z resztą więcej płaszczyzn, na których możemy realizować ten postulat. Stale powiększa się paleta produktów z serii ECO, wytwarzanych z surowców wtórnych. Sposób pakowania naszych produktów (UNIPACK system – jeden idealnie wchodzi w drugi) pozwala na przewożenie dużych ilości jednym samochodem. To często wielokrotnie redukuje ilość spalin w powietrzu.

Production that uses plastic as raw material (such as polypropylene) is, despite what many believe, an environmentally friendly technology. When it comes to modern, efficient machines, and when water consumption in the whole process is relatively low, we can definitely say that we CARE about the ENVIRONMENT.

In fact, there are more fields in which we can implement this postulate. We are constantly expanding the product range of ECO series, produced from recycled materials. The way we pack our products (usually one packaging fits perfectly into another) allows us transporting large volumes in one vehicle. This often causes a multiple reduction of the amount of exhaust gas in the atmosphere.



ochrona środowiska i aspekt ekonomiczny

Recycling: environmental protection & economic aspects

Setki nowych drzew – świerków i buków rozpoczęło nowe, leśne życie. To efekt naszej akcji, która w porozumieniu z bielskim nadleśnictwem uzupełniła drzewostan Skrzycznego. Wierzymy, że podobnie jak sam Prosperplast jeszcze długo będą służyły pokoleniom, które przyjdą po nas.

Hundreds of new trees – spruces and beeches have begun their new forest life. This is the result of our action, thanks to which, in agreement with the forest inspectorate in Bielsko-Biała, the tree stand of Skrzyczne has been replenished. We believe that like Prosperplast itself they will serve generations to come after us for a long time.







* Niniejszy katalog nie stanowi oferty w rozumieniu obowiązujących przepisów. This catalogue does not constitute an offer within the meaning of applicable rules.

Za błędy w druku nie odpowiadamy. We are not responsible for printing errors.





comfort
& universal
use



breaking
the ice



practical
tools





the daily
work

economy
& ergonomoy



effective
tools





TOTAL 1150 mm [45,0"]

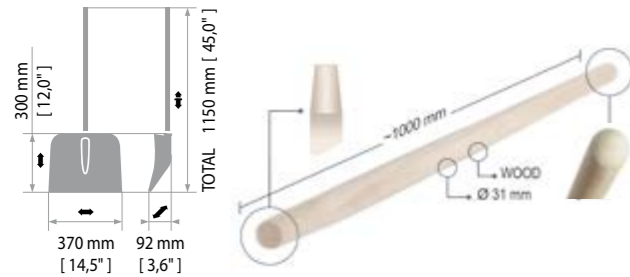
300 mm [12,0"]

370 mm [14,5"]

łopata / shovel

PRACTIC ECO STANDARD

ILT375



370 mm [14,5"] 92 mm [3,6"]

300 mm [12,0"] TOTAL 1150 mm [45,0"]



Wypróbowane, cenione przez użytkowników narzędzie w wersji standardowej. Do codziennych zastosowań. The standard version of a tried-and-tested tool, highly valued by users. For everyday use.



| | |
|-----------------------|-------------|
| ILT375 | |
| MAT 5905197141428 | |
| 370 x 92 x 300 / 1150 | |
| TOTAL ~ 900 | |
| NOT ASSEMBLED | 480 1440 |
| ASSEMBLED | 160 |
| NOT ASSEMBLED | 10560 10560 |
| ASSEMBLED | 5280 |



TOTAL 1135 mm [44,5"]


300 mm [12,0"]

370 mm [14,5"]

łopata / shovel

PRACTIC ECO

ILT37



370 mm [14,5"] 92 mm [3,6"]

300 mm [12,0"] TOTAL 1135 mm [44,5"]



Dobry wybór dla codziennych zastosowań. Sprawna i skuteczna łopata w wersji ekonomicznej. A good choice for everyday use. The economy version of an efficient and effective shovel.



| | |
|-----------------------|-------------|
| ILT37 | |
| MAT 5905197141312 | |
| 370 x 92 x 300 / 1135 | |
| TOTAL ~ 983 | |
| NOT ASSEMBLED | 480 1440 |
| ASSEMBLED | 160 |
| NOT ASSEMBLED | 10560 10560 |
| ASSEMBLED | 5280 |



TOTAL 1220 mm [48,0"]

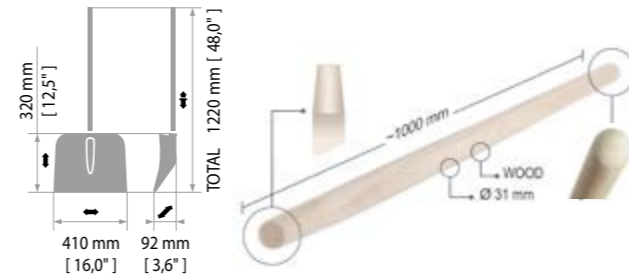
320 mm [12,5"]

410 mm [16,0"]

łopata / shovel

NONAME 41 ECO STANDARD

ILT41S



410 mm [16,0"] 92 mm [3,6"]

320 mm [12,5"] TOTAL 1220 mm [48,0"]



Klasyczna, sprawdzona łopata z metalowym okuciem w wersji ekonomicznej. Classic shovel with a metal ferrule, tried-and-tested, tough, in an economy version.



| | |
|-----------------------|-----------|
| ILT41S | |
| MAT 5905197141442 | |
| 410 x 92 x 320 / 1220 | |
| TOTAL ~ 964 | |
| NOT ASSEMBLED | 360 1440 |
| ASSEMBLED | 160 |
| NOT ASSEMBLED | 8640 8640 |
| ASSEMBLED | 5282 |



TOTAL 1230 mm [48,5"]


320 mm [12,5"]

410 mm [16,0"]

łopata / shovel

NONAME 41 ECO

ILT41



410 mm [16,0"] 92 mm [3,6"]

320 mm [12,5"] TOTAL 1230 mm [48,5"]



Uniwersalne narzędzie w wersji ekonomicznej do pracy w każdych warunkach. Metalowa krawędź natarcia. The economy version of a universal tool for working in all conditions. Metal edge of attack.



| | |
|-----------------------|-----------|
| ILT41 | |
| MAT 5905197141763 | |
| 410 x 92 x 320 / 1230 | |
| TOTAL ~ 1058 | |
| NOT ASSEMBLED | 360 1440 |
| ASSEMBLED | 160 |
| NOT ASSEMBLED | 8640 8640 |
| ASSEMBLED | 5282 |





TOTAL 1260 mm [49,5"]

350 mm [13,5"]

470 mm [18,5"]

łopata / shovel

NONAME 47 ECO



TOTAL 1400 mm [55,0"]

385 mm [15,0"]

550 mm [21,5"]

łopata / shovel

ALPINUS ECO



multi-purpose tool

TOTAL 1220 mm [48,0"]

320 mm [12,5"]

410 mm [16,0"]

zestaw / set

CLEAN SET ECO



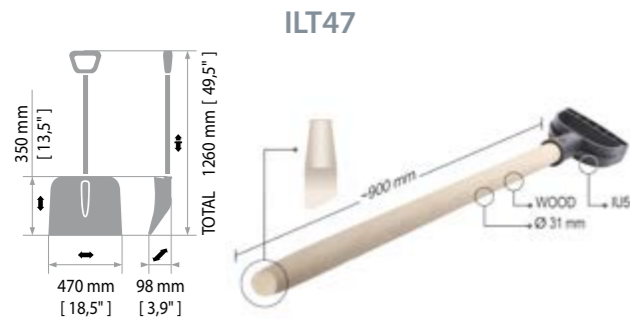
TOTAL 1230 mm [48,0"]

320 mm [12,5"]

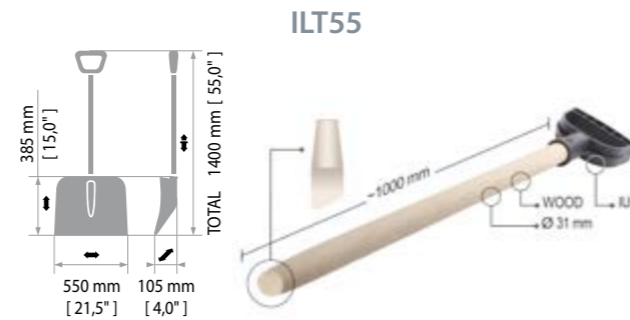
410 mm [16,0"]

zestaw / set

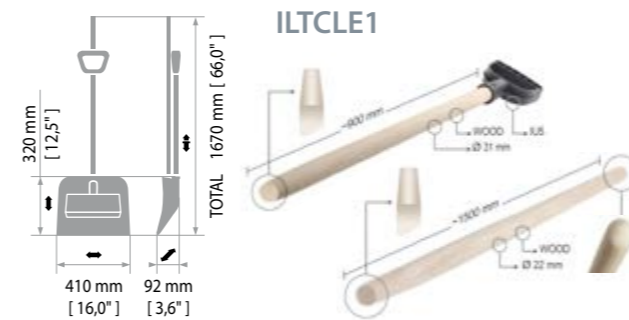
ICE SET ECO



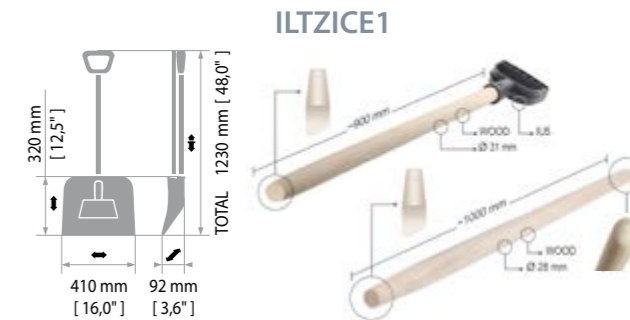
ILT47



ILT55



ILTCLE1



ILTZICE1

STEEL PROFILE

Solidna łopata do standardowych zastosowań z metalowym okuciem.
A solid shovel for standard use, with a metal ferrule.

STEEL PROFILE

Klasyczna, sprawdzona łopata z metalowym okuciem w wersji ekonomicznej.
Classic shovel with a metal ferrule, tried-and-tested, tough, in an economy version.

Noname 41 ECO z solidną, twardą szczotką o długim sztylu połączoną z metalowym skrobakiem. Radzi sobie z lodem, śniegiem, wodą i błotem.
Noname 41 ECO with a solid and hard brush with a long shaft, combined with a metal scraper. This shovel helps clear ice, snow, water and mud.

Łopata Noname 41 ECO w komplecie z precyzyjnym zbijakiem do skuwania lodu – Ice 1.
Noname 41 ECO shovel comes as a set with the best ice crusher Ice 1.

| | | |
|--------------------------|--------------|-------|
| multi purpose | four seasons | ILT47 |
| MAT 5905197141770 | | |
| 470 x 98 x 350 / 1260 | | |
| TOTAL ~ 1147 | | |
| NOT ASSEMBLED | 300 | 1440 |
| ASSEMBLED | 100 | |
| NOT ASSEMBLED | 7500 | 7500 |
| ASSEMBLED | 3300 | |

| | | |
|--------------------------|--------------|-------|
| multi purpose | four seasons | ILT55 |
| MAT 5905197141329 | | |
| 550 x 105 x 385 / 1400 | | |
| TOTAL ~ 1454 | | |
| NOT ASSEMBLED | 160 | 1440 |
| ASSEMBLED | 70 | |
| NOT ASSEMBLED | 4480 | 4480 |
| ASSEMBLED | 2240 | |

| | | | | |
|--------------------------|--------------|--------|------------|--------|
| multi purpose | four seasons | strong | ice attack | ILTCL1 |
| MAT 5905197142036 | | | | |
| 410 x 92 x 320 / 1670 | | | | |
| TOTAL ~ 2024 | | | | |
| NOT ASSEMBLED | - | - | - | - |
| ASSEMBLED | 45 | | | |
| NOT ASSEMBLED | - | - | - | - |
| ASSEMBLED | 1485 | | | |

| | | | | |
|--------------------------|--------|------------|----------------|----------|
| multi purpose | strong | ice attack | massive attack | ILTZICE1 |
| MAT 5905197142005 | | | | |
| 410 x 92 x 320 / 1230 | | | | |
| TOTAL ~ 1825 | | | | |
| NOT ASSEMBLED | - | - | - | - |
| ASSEMBLED | 70 | | | |
| NOT ASSEMBLED | - | - | - | - |
| ASSEMBLED | 2310 | | | |

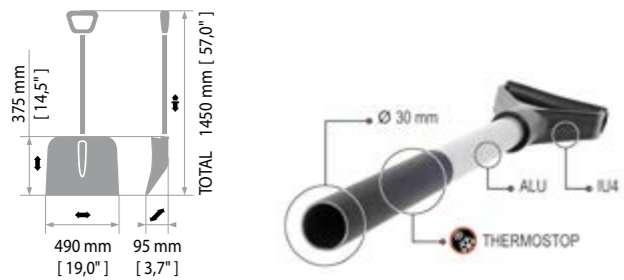




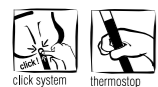
łopata / shovel

ALPIN ALUTUBE ECO

ILT2TB



Klasyczny Alpin, sprawdzony, wytrzymały. Teraz w wersji ekonomicznej. *Classic Alpin, tried and tested, tough. Now in an economy version.*



-18°C
guaranteed

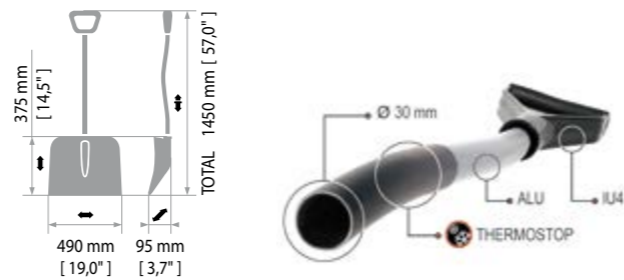
| ILT2TB | |
|--------|--------------------------|
| | MAT 5905197141343 |
| | 490 x 95 x 375 / 1450 |
| | TOTAL ~ 1208 |
| | NOT ASSEMBLED 300 350 |
| | ASSEMBLED 100 |
| | NOT ASSEMBLED 5400 5400 |
| | ASSEMBLED 3300 |



łopata / shovel

ALPIN ALUTUBE ERGO ECO

ILT2TBE



Łopata z serii Alpin w wersji ekonomicznej z aluminiowym, ergonomicznym sztyłem, który znacząco podnosi walory techniczne tego narzędzia. *The economy version of an Alpin line shovel with an ergonomic aluminium shaft that considerably improves the technical properties of this tool.*



-18°C
guaranteed

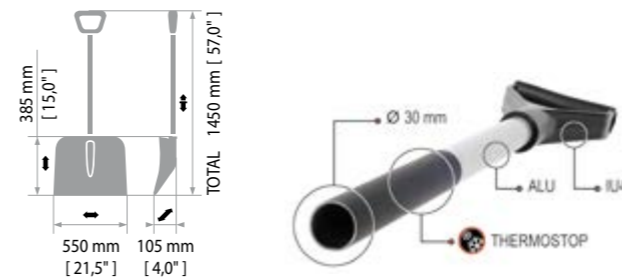
| ILT2TBE | |
|---------|--------------------------|
| | MAT 5905197141480 |
| | 490 x 95 x 375 / 1450 |
| | TOTAL ~ 1208 |
| | NOT ASSEMBLED 300 350 |
| | ASSEMBLED 100 |
| | NOT ASSEMBLED 5400 5400 |
| | ASSEMBLED 3300 |



łopata / shovel

ALPINUS ALUTUBE ECO

ILT3TB



Jedna z najlepiej zaprojektowanych łopat na trudniejsze warunki. Doskonale prezentuje się w połączeniu z aluminiowym sztyłem o owalnym profilu. *One of the shovels with the best designs for more difficult conditions. It looks splendid in combination with an oval-sectioned aluminium shaft.*



-18°C
guaranteed

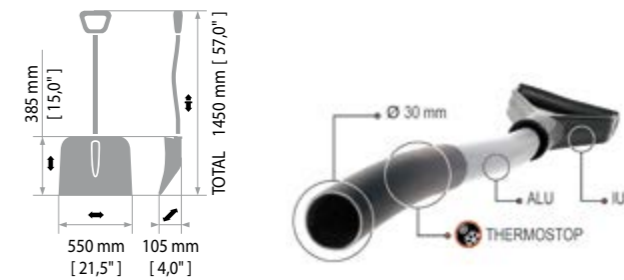
| ILT3TB | |
|--------|--------------------------|
| | MAT 5905197141350 |
| | 550 x 105 x 385 / 1450 |
| | TOTAL ~ 1517 |
| | NOT ASSEMBLED 160 350 |
| | ASSEMBLED 70 |
| | NOT ASSEMBLED 3680 3680 |
| | ASSEMBLED 2240 |



łopata / shovel

ALPINUS ALUTUBE ERGO ECO

ILT3TBE



Doskonała, nowoczesna łopata w wersji ekonomicznej, wyposażona w mocny, ergonomiczny, aluminiowy sztył w gumowej atermicznej osłonie. *The economy version of an excellent, modern shovel is fitted with an attention-drawing strong aluminium shaft in a rubber athermal tube.*




-18°C
guaranteed

| ILT3TBE | |
|---------|--------------------------|
| | MAT 5905197141954 |
| | 550 x 105 x 385 / 1450 |
| | TOTAL ~ 1517 |
| | NOT ASSEMBLED 160 350 |
| | ASSEMBLED 70 |
| | NOT ASSEMBLED 3680 3680 |
| | ASSEMBLED 2240 |

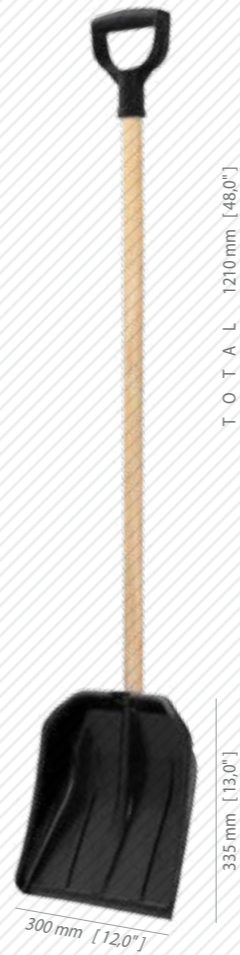




łopata / shovel
EVEREST ECO



łopata / shovel
NANGA ECO CAR



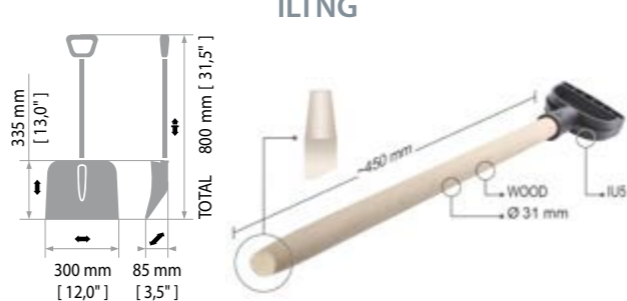
łopata / shovel
NANGA ECO



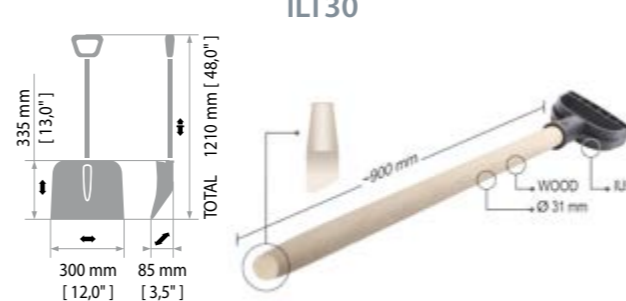
łopata / shovel
NANGA ECO CAR ALU



ILTEV



ILTNG



ILT30



ILTNGA




To doskonała, pojemna składana łopata z regulacją długości. Przydaje się w samochodzie i na wyprawach.
An excellent, capacious folding shovel with length control. Useful in cars and on expeditions.



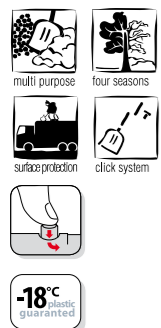
Doskonała łopata nowego typu o zwężonej krawędzi natarcia z krótkim drewnianym sztyłem. Przydatna w samochodzie.
An excellent shovel of a new type with a narrowed edge of attack and short wooden shaft. Useful in the cars.



Doskonała, uniwersalna łopata nowego typu o zwężonej krawędzi natarcia. Do szybkiej i dokładnej pracy.
An excellent universal shovel of a new type with a narrowed edge of attack. For quick and accurate work.



Nowa łopata samochodowa. W tej wersji z trwałym aluminiowym sztyłem. Może z powodzeniem być wykorzystywana przez cały rok.
New car shovel that can be used all year long. This version has a durable aluminium shaft.



| ILTEV | |
|-------|----------------------------|
| | MAT 5905197141336 |
| | 265 x 90 x 340 / 695 ▶ 830 |
| | TOTAL ~565 |
| | NOT ASSEMBLED - - |
| | ASSEMBLED 140 |
| | NOT ASSEMBLED - - |
| | ASSEMBLED 9240 |



| ILTNG | |
|-------|--------------------------|
| | MAT 5905197141978 |
| | 300 x 85 x 335 / 800 |
| | TOTAL ~608 |
| | NOT ASSEMBLED 420 3500 |
| | ASSEMBLED 130 |
| | NOT ASSEMBLED 9240 9240 |
| | ASSEMBLED 4290 |




| ILT30 | |
|-------|--------------------------|
| | MAT 5905197141411 |
| | 300 x 85 x 335 / 1210 |
| | TOTAL ~920 |
| | NOT ASSEMBLED 420 1440 |
| | ASSEMBLED 184 |
| | NOT ASSEMBLED 9240 9240 |
| | ASSEMBLED 5888 |



| ILTNGA | |
|--------|--------------------------|
| | MAT 5905197141985 |
| | 300 x 85 x 335 / 800 |
| | TOTAL ~538 |
| | NOT ASSEMBLED - - |
| | ASSEMBLED 140 |
| | NOT ASSEMBLED - - |
| | ASSEMBLED 9240 |





TOTAL 800 ▶ 1000 mm [31,5 ▶ 39,5"]

300 mm [12,0"]

łopata / shovel

NANGA ECO CAR TELESCOPIC




ILTNGTSC

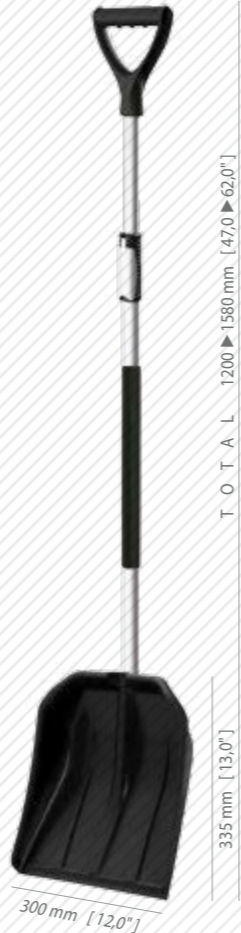
335 mm [13,0"]
TOTAL 800 ▶ 1000 mm [31,5 ▶ 39,5"]
300 mm [12,0"] 85 mm [3,5"]
PURE ALU
Ø 28 mm



Wszystkie dobre cechy łopaty z linii Nanga w połączeniu z technicznie zaawansowanym teleskopowym systemem płynnej regulacji sztyla. All the good features of an Nanga line shovel combined with a technically advanced telescopic system for smooth adjustment shaft.



| ILTNGTSC | |
|----------|-----------------------------|
| | MAT 5905197141992 |
| | 300 x 85 x 335 / 800 ▶ 1000 |
| | TOTAL ~ 643 |
| | NOT ASSEMBLED - |
| | ASSEMBLED 120 |
| | NOT ASSEMBLED - |
| | ASSEMBLED 7920 |



TOTAL 1200 ▶ 1580 mm [47,0 ▶ 62,0"]

300 mm [12,0"]

łopata / shovel

NANGA ECO TELESCOPIC




ILT30TSC

335 mm [13,0"]
TOTAL 1200 ▶ 1580 mm [47,0 ▶ 62,0"]
300 mm [12,0"] 85 mm [3,5"]
PURE ALU
Ø 28 mm



To wszystkie cechy łopaty Nanga plus świetny sztyl z teleskopowym systemem płynnej regulacji. Dopracowana pod kątem uniwersalności zastosowań. All the features of Nanga plus an excellent shaft with telescopic system for smooth length adjustment. Refined in the respect of versatility.



| ILT30TSC | |
|----------|------------------------------|
| | MAT 5905197141459 |
| | 300 x 85 x 335 / 1200 ▶ 1580 |
| | TOTAL ~ 803 |
| | NOT ASSEMBLED - |
| | ASSEMBLED 120 |
| | NOT ASSEMBLED - |
| | ASSEMBLED 7920 |

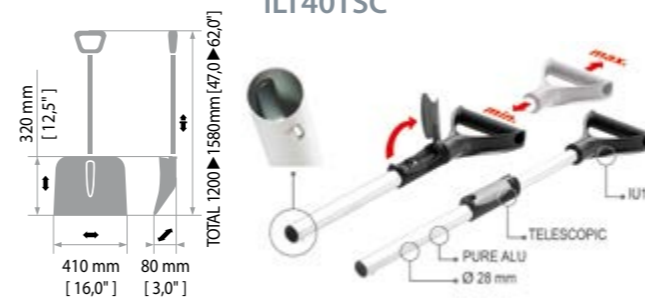


TOTAL 1200 ▶ 1580 mm [47,0 ▶ 62,0"]

410 mm [16,0"]

łopata / shovel

ALPE 40 ECO TELESCOPIC




ILT40TSC

320 mm [12,5"]
TOTAL 1200 ▶ 1580 mm [47,0 ▶ 62,0"]
410 mm [16,0"] 80 mm [3,0"]
PURE ALU
Ø 28 mm



Uniwersalne narzędzie do pracy w każdych warunkach. Sztyl z technicznie zaawansowanym teleskopowym systemem płynnej regulacji. Aluminiowe okucie. A universal tool for working in all conditions. A shaft with telescopic system for smooth length adjustment. Aluminum ferrule.



| ILT40TSC | |
|----------|------------------------------|
| | MAT 5905197141466 |
| | 410 x 80 x 320 / 1200 ▶ 1580 |
| | TOTAL ~ 990 |
| | NOT ASSEMBLED 360 250 |
| | ASSEMBLED - |
| | NOT ASSEMBLED 5760 5760 |
| | ASSEMBLED - |

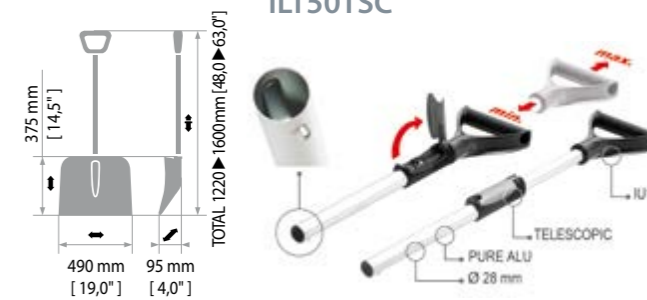


TOTAL 1220 ▶ 1600 mm [48,0 ▶ 63,0"]

490 mm [19,0"]

łopata / shovel

ALPE 50 ECO TELESCOPIC



ILT50TSC

375 mm [14,5"]
TOTAL 1220 ▶ 1600 mm [48,0 ▶ 63,0"]
490 mm [19,0"] 95 mm [4,0"]
PURE ALU
Ø 28 mm



Wypróbowana w codziennych zastosowaniach, sprawna i skuteczna, w mocnym aluminiowym okuciu. System telescopic zapewnia komfortową pracę. A tried-and-tested for everyday use, efficient and effective with a strong aluminium ferrule. Telescopic system guarantees comfortable work.



| ILT50TSC | |
|----------|------------------------------|
| | MAT 5905197141473 |
| | 490 x 95 x 375 / 1220 ▶ 1600 |
| | TOTAL ~ 1228 |
| | NOT ASSEMBLED 300 250 |
| | ASSEMBLED 100 |
| | NOT ASSEMBLED 5400 5400 |
| | ASSEMBLED 3300 |

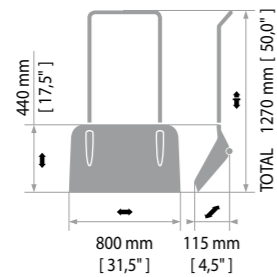




zgarniacz / pusher
ARCTIC ECO



ILTB



Łopata nawet dla dwóch osób.
Duża wydajność i wygoda. Zaopatrzona
w kółka ułatwiające przenoszenie śniegu.
*A shovel for two people. High efficiency
and comfort. Fitted with wheels
that are helpful in carrying snow.*



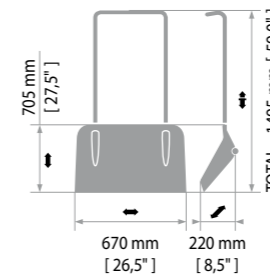
| ILTB | |
|------|------------------------|
| | MAT 5905197141367 |
| | 800 x 115 x 440 / 1270 |
| | TOTAL ~ 3030 |
| | NOT ASSEMBLED 50 |
| | ASSEMBLED 30 |
| | NOT ASSEMBLED 3300 |
| | ASSEMBLED 990 |



zgarniacz / pusher
ARCTIC L ECO



ILTL



Wytrzymała, mocna łopata do większych
zastosowań. Stosowana również w obiektach
przemysłowych. Kółka do prowadzenia
większych ciężarów.
*A tough, strong shovel for bigger jobs.
Used also in industrial buildings.
Fitted with wheels for pushing heavier objects.*



| ILTL | |
|------|-------------------------|
| | MAT 5905197141374 |
| | 670 x 220 x 705 / 1495 |
| | TOTAL ~ 4526 |
| | NOT ASSEMBLED 100 100 |
| | ASSEMBLED 18 |
| | NOT ASSEMBLED 1600 1600 |
| | ASSEMBLED 594 |



comfort
& universal
use



to the
first fire



balance
of forces




ergonomics
& efficiency

practical
& effective



sport
& travel





łopata / shovel
ALPIN 1



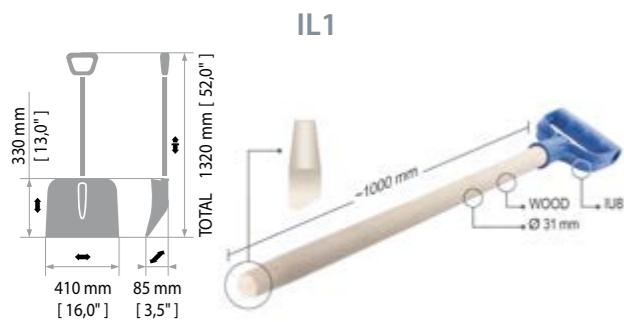
łopata / shovel
ALPIN 1 A



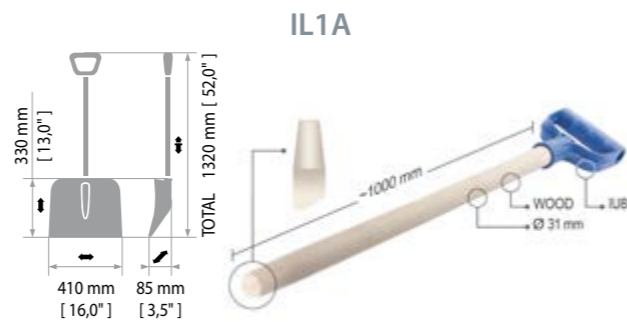
łopata / shovel
ALPIN 2



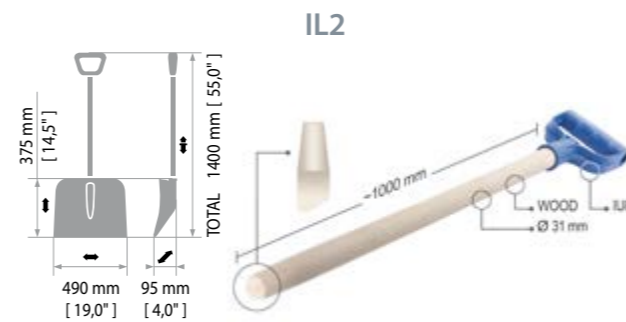
łopata / shovel
ALPIN 2 A



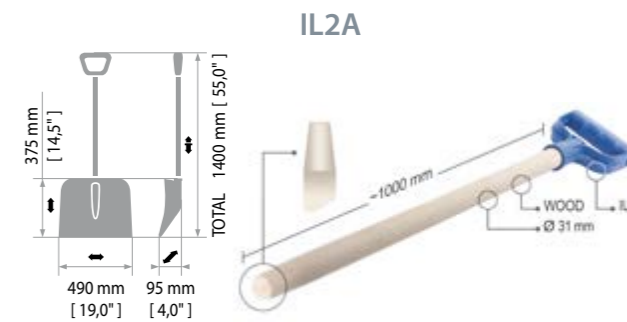
IL1



IL1A



IL2



IL2A



Wypróbowane, cenione przez użytkowników narzędzie o prostej, efektywnej konstrukcji. W okuciu z metalu.
A tried-and-tested tool with a simple and effective structure, highly valued by users. Metal ferrule.



Aluminiowa krawędź natarcia i prosta, sprawdzona konstrukcja to atuty tej łopaty.
The aluminium edge of attack and the tried-and-tested structure are the chief assets of this shovel.



Wypróbowane, cenione przez użytkowników narzędzie o prostej, efektywnej konstrukcji. W okuciu z metalu.
A tried-and-tested tool with a simple and effective structure, highly valued by users. Metal ferrule.



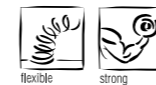
Aluminiowa krawędź natarcia i sprawdzona, wytrzymała konstrukcja to atuty tej łopaty.
The aluminium edge of attack and the tried-and-tested structure are the chief assets of this shovel.



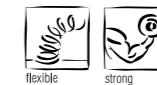
| IL1 | |
|-----|-----------------------|
| | 5905197740515 |
| | 410 x 85 x 330 / 1320 |
| | ~ 1054 |
| | 360 1440 |
| | 160 |
| | 8640 8640 |
| | 5280 |



| IL1A | |
|------|-----------------------|
| | 5905197140537 |
| | 410 x 85 x 330 / 1320 |
| | ~ 1055 |
| | 360 1440 |
| | 160 |
| | 8640 8640 |
| | 5280 |



| IL2 | |
|-----|-----------------------|
| | 5905197740522 |
| | 490 x 95 x 375 / 1400 |
| | ~ 1282 |
| | 300 1440 |
| | 100 |
| | 7500 7500 |
| | 3300 |



| IL2A | |
|------|-----------------------|
| | 5905197140544 |
| | 490 x 95 x 375 / 1400 |
| | ~ 1350 |
| | 300 1440 |
| | 100 |
| | 7500 7500 |
| | 3300 |





łopata / shovel

ALPIN 2 METAL

IL2AMT



łopata / shovel

ALPIN 2 ALUTUBE

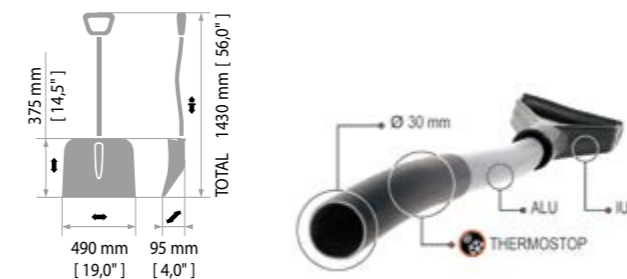
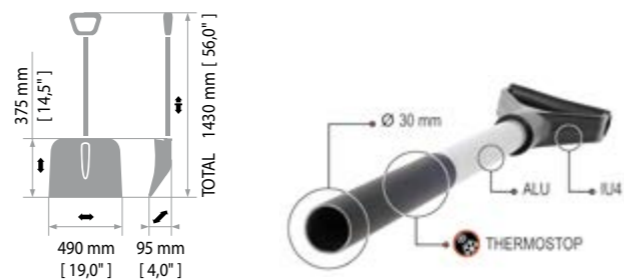
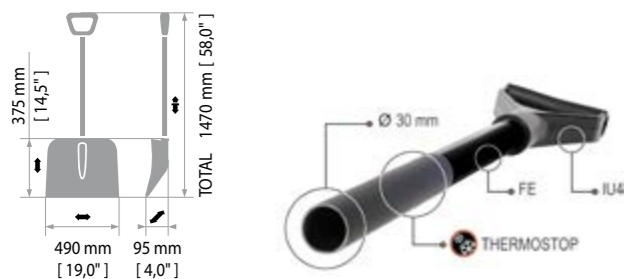
IL2TB



łopata / shovel

ALPIN 2 ALUTUBE ERGO

IL2TBE



Aluminiowa krawędź natarcia i sprawdzona, wytrzymała konstrukcja to atuty tej łopaty. The aluminium edge of attack and the tried-and-tested structure are the chief assets of this shovel.



Łopata serii Alpin z aluminiowym sztyłem, który znacząco podnosi walory techniczne i estetyczne tego narzędzia. An Alpin line shovel with an aluminium shaft that considerably improves the technical properties and the attractive design of this tool.



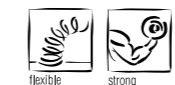
Łopata z serii Alpin z aluminiowym, ergonomicznym sztyłem, który znacząco podnosi walory techniczne i estetyczne tego narzędzia. An Alpin line shovel with an ergonomic aluminium shaft that considerably improves the technical properties and the attractive design of this tool.



| IL2AMT | |
|--------|-----------------------|
| | 8333 5905197141213 |
| | 490 x 95 x 375 / 1470 |
| | ~ 1646 |
| | 300 |
| | 350 |
| | 75 |
| | 5400 |
| | 5400 |
| | 2475 |



| IL2TB | |
|-------|-----------------------|
| | 8333 5905197141237 |
| | 490 x 95 x 375 / 1430 |
| | ~ 1270 |
| | 300 |
| | 350 |
| | 100 |
| | 5400 |
| | 5400 |
| | 3300 |



| IL2TBE | |
|--------|-----------------------|
| | 8333 5905197142067 |
| | 490 x 95 x 375 / 1430 |
| | ~ 1270 |
| | 300 |
| | 350 |
| | 100 |
| | 5400 |
| | 5400 |
| | 3300 |




TOTAL 1400 mm [55,0"]

385 mm [15,0"]

łopata / shovel
ALPINUS A

IL3A



TOTAL 1470 mm [58,0"]

385 mm [15,0"]

łopata / shovel
ALPINUS METAL

IL3MTA



TOTAL 1470 mm [58,0"]

385 mm [15,0"]

łopata / shovel
ALPINUS METAL

RL3AMT

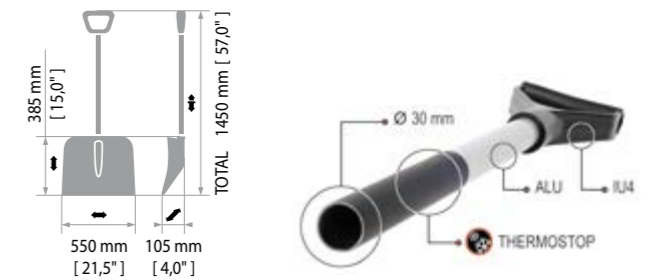
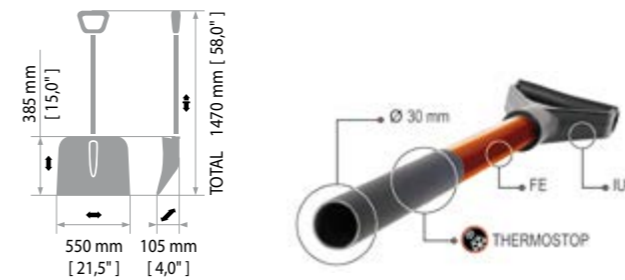
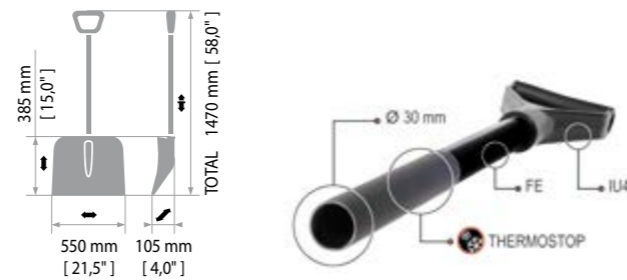



TOTAL 1450 mm [57,0"]

385 mm [15,0"]

łopata / shovel
ALPINUS ALUTUBE

IL3TB



•ALU• PROFILE

Suma doświadczeń wielu lat w nowoczesnym i wydajnym narzędziu. Szeroka, pojemna, bardzo wytrzymała.
A sum of many years of experience in a modern and cost-efficient tool. A wide, capacious and very tough shovel.

•ALU• PROFILE

Doskonała, łopata nowego typu. Wyjątkowo wytrzymała konstrukcja dodatkowo wsparta metalowym, lakierowanym sztyłem.
An excellent shovel of a new type. An exceptionally tough structure additionally supported by a lacquered metal shaft.

•ALU• PROFILE

Jedna z najnowszych łopat. Szeroka i efektywna. Mocna konstrukcja oraz metalowy sztyl zapewniają jej najlepsze parametry użytkowe.
One of the newest shovels. Wide and effective. Its strong structure and metal shaft guarantee the best functional parameters.

•ALU• PROFILE

Doskonała, nowoczesna łopata o świetnych parametrach. W tej wersji wyposażona w mocny, przyciągający uwagę aluminiowy sztyl.
This version is fitted with an attention-drawing strong aluminium shaft.

IL3A

5905197141251

550 x 105 x 385 / 1400

TOTAL ~ 1495

NOT ASSEMBLED 160 1440

ASSEMBLED 70

NOT ASSEMBLED 4480 4480

ASSEMBLED 2240

strong long life

TUV Rheinland CERTIFIED GS

-18°C plastic guaranteed

unipack

IL3MTA

5905197141268

550 x 105 x 385 / 1470

TOTAL ~ 2110

NOT ASSEMBLED 160 350

ASSEMBLED 70

NOT ASSEMBLED 3680 3680

ASSEMBLED 2240

strong long life

TUV Rheinland CERTIFIED GS

-18°C plastic guaranteed

unipack

RL3AMT

5905197131030

550 x 105 x 385 / 1470

TOTAL ~ 2110

NOT ASSEMBLED 160 350

ASSEMBLED 70

NOT ASSEMBLED 3680 3680

ASSEMBLED 2240

strong long life

TUV Rheinland CERTIFIED GS

-18°C plastic guaranteed

unipack

IL3TB

5905197141275

550 x 105 x 385 / 1450

TOTAL ~ 1436

NOT ASSEMBLED 160 350

ASSEMBLED 70

NOT ASSEMBLED 3680 3680

ASSEMBLED 2240

strong long life

TUV Rheinland CERTIFIED GS

-18°C plastic guaranteed

unipack



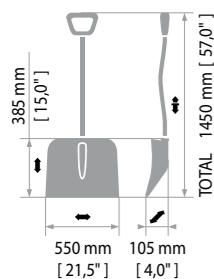
TOTAL 1450 mm [57,0"]

385 mm [15,0"]

łopata / shovel

ALPINUS ALUTUBE ERGO

IL3TBE



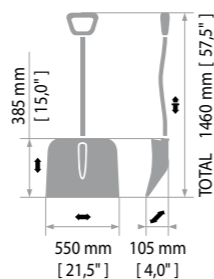
TOTAL 1460 mm [57,5"]

385 mm [15,0"]

łopata / shovel

ALPINUS ERGOMETAL

IL3FE



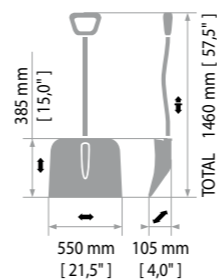
TOTAL 1460 mm [57,5"]

385 mm [15,0"]

łopata / shovel

ALPINUS ERGOMETAL

RL3FE



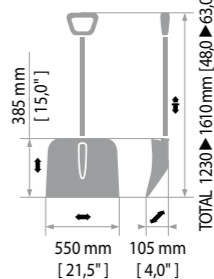
TOTAL 1230 ▶ 1610 mm [48,5 ▶ 63,0"]

385 mm [15,0"]

łopata / shovel

ALPINUS TELESCOPIC

IL55TSC



TOTAL 1230 ▶ 1610 mm [48,5 ▶ 63,0"]



Wydajne narzędzie o nowoczesnej, lekkiej linii. Walory techniczne łopaty znacząco podnosi ergonomiczny, aluminiowy sztyl w atermicznej osłonie. Effective tool with a modern, light line. Technical properties considerably improves ergonomic aluminum shovels in athermal tube.



Nowa, wydajna i wytrzymała łopata o szerokiej krawędzi natarcia z ergonomicznym metalowym sztylem. This new, cost-efficient and tough shovel is fitted with a wide edge of attack and an ergonomic metal shaft.



Łopata, która powstała w odpowiedzi na rosnące zainteresowanie narzędziami o zwiększonej ergonomii. Trwała i szczególnie wygodna. Developed as a response to the growing interest in more ergonomic tools. Durable and exceptionally comfortable.



Łopata z serii Alpin z teleskopowym aluminiowym sztylem, który znacząco podnosi walory techniczne i estetyczne tego narzędzia. An Alpin line shovel with a telescopic aluminium shaft that considerably improves the technical properties and the attractive design of this tool.



| IL3TBE | |
|--------|------------------------|
| | 8333 5905197441382 |
| | 550 x 105 x 385 / 1450 |
| | ~ 1436 |
| | 160 350 |
| | 70 |
| | 3680 3680 |
| | 2240 |




| IL3FE | |
|-------|------------------------|
| | 8333 5905197141282 |
| | 550 x 105 x 385 / 1460 |
| | ~ 1922 |
| | 160 350 |
| | 70 |
| | 3680 3680 |
| | 2240 |



| RL3FE | |
|-------|------------------------|
| | R395 5905197131047 |
| | 550 x 105 x 385 / 1460 |
| | ~ 1922 |
| | 160 350 |
| | 70 |
| | 3680 3680 |
| | 2240 |



| IL55TSC | |
|---------|-------------------------------|
| | 8333 5905197142081 |
| | 550 x 105 x 385 / 1230 ▶ 1610 |
| | ~ 1429 |
| | 160 250 |
| | - |
| | 3680 3680 |
| | - |



TOTAL 1500 mm [59,0"]


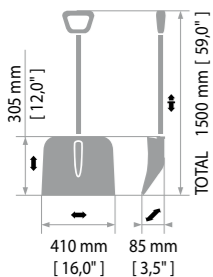
305 mm [12,0"]

410 mm [16,0"]

łopata / shovel

ERGONOMIC 1 A

ILE1A



TOTAL 1545 mm [61,0"]


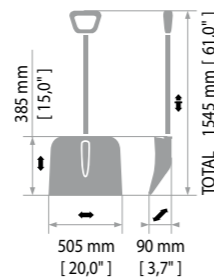
385 mm [15,0"]

505 mm [20,0"]

łopata / shovel

ERGONOMIC 2 A

ILE2A



TOTAL 1495 mm [59,0"]

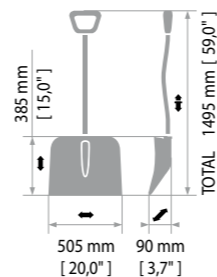
385 mm [15,0"]

505 mm [20,0"]

łopata / shovel

ERGOMETAL

ILEFE



TOTAL 1490 mm [58,5"]

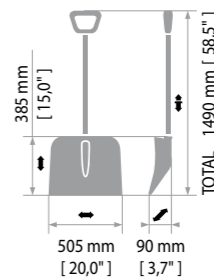
385 mm [15,0"]

505 mm [20,0"]

łopata / shovel

ERGO ALUTUBE

ILETB



Doskonała, uniwersalna łopata o specjalnie wzmocnionej nasadzie sztyla. Obniżony konstrukcyjnie środek ciężkości zapewnia komfortową pracę. An excellent universal shovel with a specifically reinforced shaft root. The centre of gravity is lowered by applying a specific structure solution, which guarantees comfortable work.



Szersza łopata z serii Ergonomic. Wytrzymała, sztywna z mocno osadzonym sztyłem. Wysoka ergonomia pracy. A wider shovel from the Ergonomic line. Tough and stiff, with a firmly attached shaft. Excellent work ergonomics.



W tej łopacie jeszcze bardziej obniżono oś sztyla. To podniosło i tak wysokie walory ergonomiczne tej łopaty. Sztyl jest metalowy, profilowany. The centre line of the shaft is even lower in this tool. This solution has made the good ergonomics of this shovel even better. Metal and shaped shaft.



Świetnie wyprofilowana łopata o uniwersalnym charakterze. W tej wersji z estetycznym i trwałym aluminiowym sztyłem w gumowej, atermicznej osłonie. A universal shovel with an excellent shape. This version has an aesthetic appearance and a durable aluminium shaft in a rubber athermal tube.



| ILE1A | |
|-------|-------------------------|
| | 8333 5905197141664 |
| | 410 x 85 x 305 / 1500 |
| | TOTAL ~ 1445 |
| | NOT ASSEMBLED 360 1440 |
| | ASSEMBLED 160 |
| | NOT ASSEMBLED 8640 8640 |
| | ASSEMBLED 5280 |



| ILE2A | |
|-------|-------------------------|
| | 8333 5905197141688 |
| | 505 x 90 x 385 / 1545 |
| | TOTAL ~ 1404 |
| | NOT ASSEMBLED 200 1440 |
| | ASSEMBLED 100 |
| | NOT ASSEMBLED 4800 4800 |
| | ASSEMBLED 3300 |




| ILEFE | |
|-------|-------------------------|
| | 8333 5905197141640 |
| | 505 x 90 x 385 / 1495 |
| | TOTAL ~ 1630 |
| | NOT ASSEMBLED 200 350 |
| | ASSEMBLED 100 |
| | NOT ASSEMBLED 4200 4200 |
| | ASSEMBLED 3300 |



| ILETB | |
|-------|-------------------------|
| | 8333 5905197141305 |
| | 505 x 90 x 385 / 1490 |
| | TOTAL ~ 1259 |
| | NOT ASSEMBLED 200 350 |
| | ASSEMBLED 100 |
| | NOT ASSEMBLED 4200 4200 |
| | ASSEMBLED 3300 |





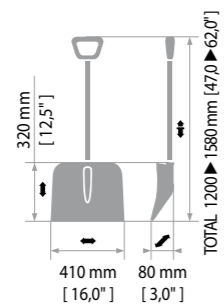
T O T A L 1200 ▶ 1580 mm [47,0 ▶ 62,0\"]

320 mm [12,5\"]


410 mm [16,0\"]

łopata / shovel

ALPE 40 TELESCOPIC



IL40TSC



Uniwersalne narzędzie do pracy w każdych warunkach. Doskonały sztyl z teleskopowym systemem płynnej regulacji. Aluminiowe okucie. *The economy version of a universal tool for working in all conditions. An excellent shaft with telescopic system for smooth length adjustment. Aluminium ferrule.*



| | |
|------------------------------|-----------|
| IL40TSC | |
| B333 5905197142050 | |
| 410 x 80 x 320 / 1200 ▶ 1580 | |
| TOTAL | ~ 990 |
| NOT ASSEMBLED | 360 250 |
| ASSEMBLED | - |
| NOT ASSEMBLED | 5760 5760 |
| ASSEMBLED | - |



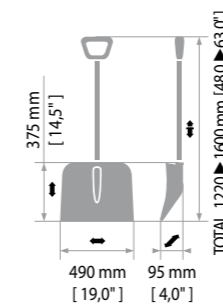
T O T A L 1220 ▶ 1600 mm [48,0 ▶ 63,0\"]

375 mm [14,5\"]

490 mm [19,0\"]

łopata / shovel

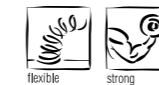
ALPE 50 TELESCOPIC



IL50TSC



Wypróbowana w codziennych zastosowaniach, sprawna i skuteczna, w mocnym aluminiowym okuciu. System telescopic zapewnia komfortową pracę. *A tried-and-tested for everyday use, efficient and effective with a strong aluminium ferrule. Telescopic system guarantees comfortable work.*

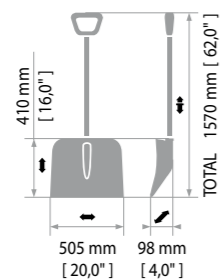


| | |
|------------------------------|-----------|
| IL50TSC | |
| B333 5905197142074 | |
| 490 x 95 x 375 / 1220 ▶ 1600 | |
| TOTAL | ~ 1253 |
| NOT ASSEMBLED | 300 250 |
| ASSEMBLED | 100 |
| NOT ASSEMBLED | 5400 5400 |
| ASSEMBLED | 3300 |

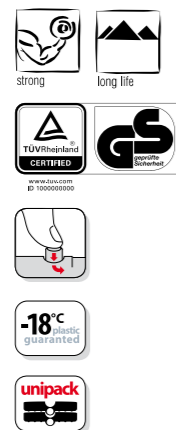




łopata / shovel
MAJSTER
ILMSTA



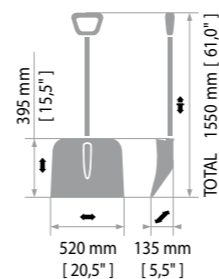
Świetna, wydajna łopata. Konstrukcja dopracowana pod kątem wytrzymałości i uniwersalności zastosowań.
An excellent cost-efficient shovel. Its structure is refined in the respect of strength and versatility.



| ILMSTA | |
|--------|-----------------------|
| | 5905197141572 |
| | 505 x 98 x 410 / 1570 |
| | ~ 1600 |
| | 200 |
| | 300 |
| | 70 |
| | 4200 |
| | 4200 |
| | 2240 |
| | 2240 |



profesjonalna łopata / professional shovel
DIABLO
ILDB



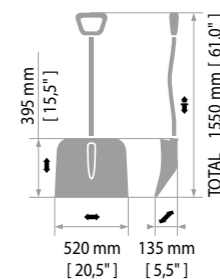
Dzięki pięknej linii i doskonałym proporcjom jest to jedna z najlepszych łopat tej klasy. Aluminium i mocna konstrukcja to jej atuty.
This is one of the best shovels of this class due to its beautiful lines and excellent proportions. The chief assets of this shovel are its aluminium design and strong structure.



| ILDB | |
|------|------------------------|
| | 5905197141596 |
| | 520 x 135 x 395 / 1550 |
| | ~ 2366 |
| | 160 |
| | 300 |
| | 70 |
| | 3360 |
| | 3360 |
| | 2240 |
| | 2240 |



profesjonalna łopata / professional shovel
DIABLO ERGO
ILDBE



Wszystkie cechy łopaty Diabło w połączeniu z ergonomicznym aluminiowym sztyłem w gumowej, atermicznej osłonie. Szerokie, nitowane stalowe uzbrojenie krawędzi natarcia.
All features of DIABLO model with ergonomic aluminium shaft with rubber insulation. Wide, strong, steel, riveted working edge.



| ILDBE | |
|-------|------------------------|
| | 5905197142203 |
| | 520 x 135 x 395 / 1550 |
| | ~ 2366 |
| | 160 |
| | 300 |
| | 70 |
| | 3360 |
| | 3360 |
| | 2240 |
| | 2240 |



TOTAL 1535 mm [60,5"]


380 mm [15,0"]

550 mm [21,5"]

profesjonalna łopata / professional shovel

ERGOSPECIAL

ILEX55



Dzięki pięknej linii i doskonałym proporcjom jest to jedna z najlepszych łopat tej klasy. Aluminium i mocna konstrukcja to jej atuty. This is one of the best shovels of this class due to its beautiful lines and excellent proportions. The chief assets of this shovel are its aluminium design and strong structure.



| ILEX55 | |
|--------|------------------------|
| | 8333 5905197141695 |
| | 550 x 120 x 380 / 1535 |
| | ~ 1397 |
| | 160 320 |
| | 70 |
| | 3520 3520 |
| | 2240 |



TOTAL 1535 mm [60,5"]


380 mm [15,0"]

550 mm [21,5"]

profesjonalna łopata / professional shovel

ERGOSPECIAL S

ILEXS



Jedną z najlepszych łopat w klasie dużych, lekkich łopat ergonomicznych. Krawędź zaopatrzona w nitowaną gumę. Pozwala odśnieżać nawet pojazdy. One of the best shovels in the class of big and light ergonomic shovels. Its edge is fitted with riveted rubber. It helps clear snow even from vehicles.



| ILEXS | |
|-------|------------------------|
| | 8333 5905197141565 |
| | 550 x 120 x 380 / 1535 |
| | ~ 1690 |
| | 160 320 |
| | 70 |
| | 3520 3520 |
| | 2240 |



TOTAL 1535 mm [60,5"]

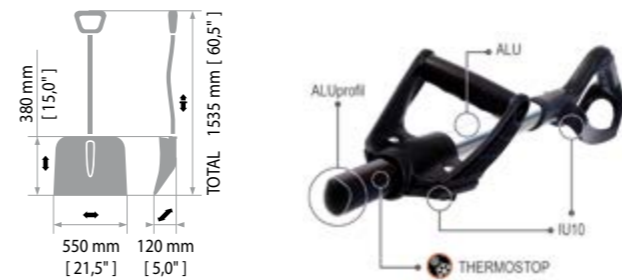
380 mm [15,0"]

550 mm [21,5"]

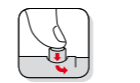
profesjonalna łopata / professional shovel

ERGOSPECIAL C

ILEX55C



To wszystkie cechy Ergospeciala plus świetny oburęczny uchwyt z nastawną pozycją. Dla prawo i leworęcznych. All the features of Ergospecial plus an excellent two-handed adjustable handle. For right and left-handed use.



| ILEX55C | |
|---------|------------------------|
| | 8333 5905197142296 |
| | 550 x 120 x 380 / 1535 |
| | ~ 1895 |
| | 160 160 |
| | 70 |
| | 2560 2560 |
| | 2240 |



TOTAL 1550 mm [61,0"]

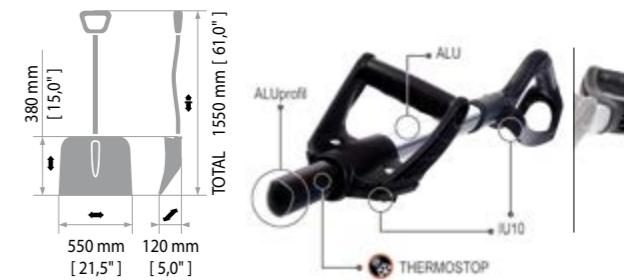
380 mm [15,0"]

550 mm [21,5"]

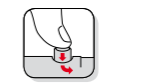
profesjonalna łopata / professional shovel

ERGOSPECIAL C

RLEX55



Wszystkie dobre cechy łopaty z linii Ergospecial w połączeniu z doskonałym systemem regulacji dwupunktowego uchwytu. All the good features of an Ergospecial line shovel combined with an excellent two-pointed adjustable handle.



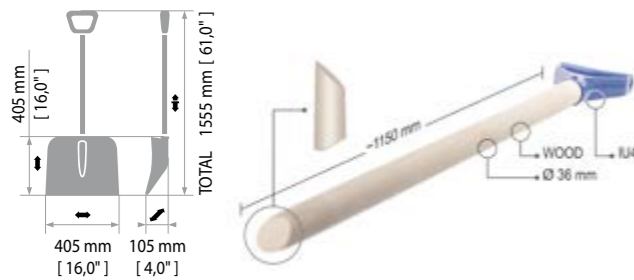
| RLEX55 | |
|--------|------------------------|
| | R395 5905197131078 |
| | 550 x 120 x 385 / 1550 |
| | ~ 2047 |
| | 160 160 |
| | 70 |
| | 2560 2560 |
| | 2240 |






łopata / shovel
STANDARD 1

ILN1



Lubiana łopata z masywnym drewnianym sztyłem o zwężonej krawędzi natarcia. Świetna do szybkiej i dokładnej pracy. A massive wooden shaft with a narrowed edge of attack. This shovel is excellent for quick and thorough work. Liked by many!




| ILN1 | |
|------|------------------------|
| | 8333 5905197141725 |
| | 405 x 105 x 405 / 1555 |
| | ~ 1293 |
| | 240 1060 |
| | 90 |
| | 5760 5760 |
| | 2970 |



łopata / shovel
STANDARD 2

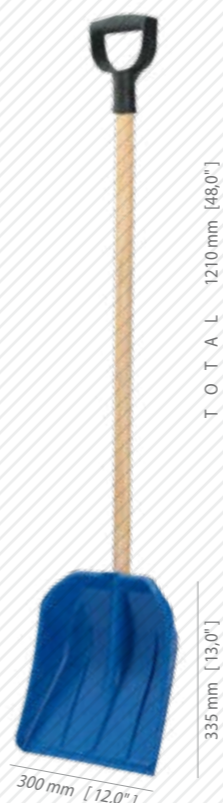
ILN2



Nowoczesna forma i duże walory użytkowe cechują to wyjątkowe narzędzie. Sztywna aluminiowa listwa czyni ją skuteczną nawet przy zmrożonym śniegu. This exceptional tool is characterised by its modern shape and good functionality. The stiff aluminium shaft makes the shovel effective even in clearing frozen snow.




| ILN2 | |
|------|------------------------|
| | 8333 5905197141732 |
| | 395 x 160 x 480 / 1335 |
| | ~ 1304 |
| | 160 1000 |
| | 90 |
| | 4160 4160 |
| | 2970 |



łopata / shovel
NANGA

IL30



Doskonała, uniwersalna łopata nowego typu o zwężonej krawędzi natarcia. Do szybkiej i dokładnej pracy. An excellent universal shovel of a new type with a narrowed edge of attack. For quick and accurate work.



| IL30 | |
|------|-----------------------|
| | 8333 5905197142043 |
| | 300 x 85 x 335 / 1210 |
| | ~ 868 |
| | 420 1440 |
| | 184 |
| | 9240 9240 |
| | 5888 |



łopata samochodowa / car shovel
NANGA CAR TELESCOPIC

ILNGTSC




Doskonała łopata samochodowa nowego typu o zwężonej krawędzi natarcia. W tej wersji z aluminiowym sztyłem teleskopowym. An excellent car shovel of a new type with a narrowed edge of attack. This version has an aluminium shaft with telescopic system.



| ILNGTSC | |
|---------|-----------------------------|
| | 8333 5905197141435 |
| | 300 x 85 x 320 / 800 ▶ 1000 |
| | ~ 635 |
| | - - |
| | 120 |
| | - - |
| | 7920 |






łopata samochodowa / car shovel

MAKALU


ILSN1



łopata samochodowa / car shovel

EVEREST


ILS1



łopata samochodowa / car shovel

LHOTSE


ILHOT



łopata samochodowa w worku / car shovel in sack

LHOTSE [+ SACK]

ILHOTW



łopata składana typu kompakt z trójstopniowym nastawem długości. Przydaje się w samochodzie i na wyprawach. A compact-type folding shovel with a three-point length setting. Useful in cars and on expeditions.

To doskonałe, pojemne, bardzo popularne narzędzie z regulacją długości. Do samochodu, w góry, na snowboard. An excellent capacious tool with length control. Very popular. For cars, mountain expeditions and snowboarding.

Technicznie zaawansowana, kompaktowa łopata. Dzięki specjalnym zaczepom składa się do bardzo małych rozmiarów. Trójstopniowa regulacja. A technically advanced compact shovel. Thanks to its special catches it can be folded up into a very small size. Three-point adjustment.

Wielozadaniowa łopata Lhotse z trójstopniową regulacją i wyposażeniem uzupełniającym – mocnym workiem zaopatrzone w mocujące rzepy. Multi task Lhotse shovel with three adjustment setting and additional accessory – strong sack with velcro fastening.

| | | | |
|--|--|----------------------------|---------------|
| | | | ILSN1 |
| | | CPNO | 5905197140438 |
| | | 250 x 70 x 250 / 740 ▶ 870 | |
| | | TOTAL | ~ 736 |
| | | NOT ASSEMBLED | - |
| | | ASSEMBLED | 120 |
| | | NOT ASSEMBLED | - |
| | | ASSEMBLED | 7920 |

| | | | |
|--|--|----------------------------|---------------|
| | | | ILS1 |
| | | B333 | 5905197140551 |
| | | 265 x 90 x 340 / 695 ▶ 830 | |
| | | TOTAL | ~ 565 |
| | | NOT ASSEMBLED | - |
| | | ASSEMBLED | 140 |
| | | NOT ASSEMBLED | - |
| | | ASSEMBLED | 9240 |

| | | | |
|--|--|----------------------------|---------------|
| | | | ILHOT |
| | | B333 | 5905197141633 |
| | | 265 x 85 x 335 / 530 ▶ 795 | |
| | | TOTAL | ~ 548 |
| | | NOT ASSEMBLED | - |
| | | ASSEMBLED | 120 |
| | | NOT ASSEMBLED | - |
| | | ASSEMBLED | 7920 |

| | | | |
|--|--|----------------------------|---------------|
| | | | ILHOTW |
| | | B333 | 5905197142234 |
| | | 265 x 85 x 335 / 530 ▶ 795 | |
| | | TOTAL | ~ 569 |
| | | NOT ASSEMBLED | - |
| | | ASSEMBLED | 120 |
| | | NOT ASSEMBLED | - |
| | | ASSEMBLED | 7920 |





zgarniacz / pusher
SNOW MONSTER



zgarniacz / pusher
SNOW RIDER 1



zgarniacz / pusher
SNOW RIDER 2



ILMON

ALU PROFILE
STEEL

Narzędzie sprawdzające się przy odśnieżaniu dużych powierzchni. Może być obsługiwana przez 2 osoby.
One of the newest shovels. Great for clearing snow from large areas. This shovel can be operated by two people.

| ILMON | |
|-------|---------------------------|
| | S411 5905197142302 |
| | 745 x 205 x 613 / 1352 |
| | TOTAL ~ 3550 |
| | NOT ASSEMBLED - |
| | ASSEMBLED 20 |
| | NOT ASSEMBLED - |
| | ASSEMBLED 660 |



ILSR1

ALU PROFILE

Wypróbowane, cenione przez użytkowników narzędzie, sprawdzające się przy odśnieżaniu dużych powierzchni. Zgarniacz może być obsługiwany przez 2 osoby.
Well established product. Highly valued by costumers tool essential for large area snow removal. It can be operated by two people.

| ILSR1 | |
|-------|---------------------------|
| | B333 5905197097329 |
| | S411 5905197094397 |
| | 800 x 95 x 425 / 1300 |
| | TOTAL ~ 2910 |
| | NOT ASSEMBLED 50 |
| | ASSEMBLED 30 |
| | NOT ASSEMBLED 3300 |
| | ASSEMBLED 990 |



ILSR2

ALU PROFILE

Większy zgarniacz z serii Snow Rider. Solidny i wygodny, dzięki dodatkowym kółkom ułatwiającym transport śniegu. Może być obsługiwany przez 2 osoby.
The larger scraper of the Snow Rider line. Solid and comfortable with additional wheels for easy transport of snow. This shovel can be operated by 2 people.

| ILSR2 | |
|-------|---------------------------|
| | B333 5905197140582 |
| | 800 x 125 x 525 / 1350 |
| | TOTAL ~ 3418 |
| | NOT ASSEMBLED 30 |
| | ASSEMBLED 30 |
| | NOT ASSEMBLED 1980 |
| | ASSEMBLED 990 |

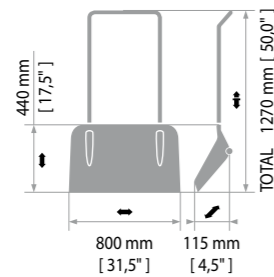




zgarniacz / pusher
ARCTIC



ILB



Narzędzie sprawdzające się przy odśnieżaniu dużych powierzchni. Może być obsługiwana przez 2 osoby.
Great for clearing snow from large areas. This shovel can be operated by two people.



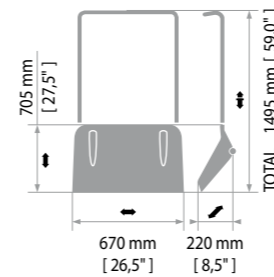
| ILB | |
|---------------|------------------------|
| Barcode | B333 5905197140575 |
| Dimensions | 800 x 115 x 440 / 1270 |
| TOTAL | ~ 3020 |
| NOT ASSEMBLED | 50 |
| ASSEMBLED | 30 |
| NOT ASSEMBLED | 3300 |
| ASSEMBLED | 990 |



zgarniacz / pusher
ARCTIC L



ILL



Bardzo wytrzymała łopata do większych zastosowań. Stosowana również w obiektach przemysłowych. Kółka do prowadzenia większych ciężarów.
A very tough, strong shovel for bigger jobs. Used also in industrial buildings. Fitted with wheels for pushing heavier objects.



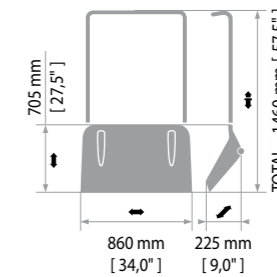
| ILL | |
|---------------|------------------------|
| Barcode | B333 5905197141701 |
| Dimensions | 670 x 220 x 705 / 1495 |
| TOTAL | ~ 4529 |
| NOT ASSEMBLED | 100 |
| ASSEMBLED | 18 |
| NOT ASSEMBLED | 1600 |
| ASSEMBLED | 594 |



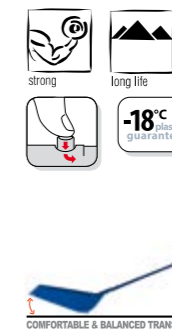
zgarniacz / pusher
ARCTIC XL



ILXL



To największy produkt z serii Arctic. Bardzo mocna. Składana za pomocą nakrętek motylkowych. Wyposażona w kółka do wygodnego przemieszczania.
This is the biggest product of the Arctic line. Very strong. Folding with wing-nuts. Fitted with wheels for comfortable shifting.



| ILXL | |
|---------------|------------------------|
| Barcode | B333 5905197141718 |
| Dimensions | 860 x 225 x 705 / 1460 |
| TOTAL | ~ 5400 |
| NOT ASSEMBLED | 80 |
| ASSEMBLED | 15 |
| NOT ASSEMBLED | 1280 |
| ASSEMBLED | 495 |

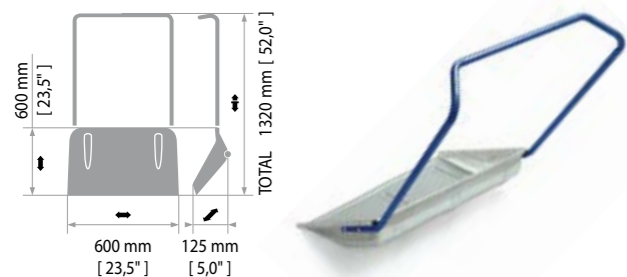




zgarniacz / pusher
STRONGMAN 60




ILZM60



zgarniacz / pusher
STRONGMAN 80




ILZM80



łopata / shovel
ALUEDGE



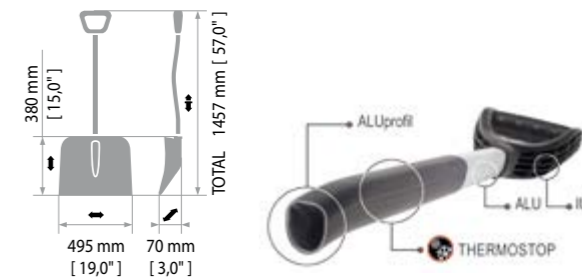
ILEGM



łopata / shovel
ALUEDGE ERGO



ILEGDE



STEEL PROFILE
Szeroka, bardzo pojemna i mocna łopata do większych zastosowań. Stosowana również w obiektach przemysłowych. A wide, very capacious and strong shovel for bigger jobs. Used also in industrial buildings.

STEEL PROFILE
Wydajna i mocna łopata o szerokiej krawędzi. Do większych zastosowań. Stosowana również w obiektach przemysłowych. A cost-efficient and strong shovel is fitted with a wide edge. For bigger jobs. Used also in industrial buildings.

ALU PROFILE
Jedna z najnowszych łopat. Twarde, profesjonalne narzędzie na długie lata. Atermiczna, gumowa osłona i solidna aluminiowa konstrukcja. One of the newest shovels. This is a professional hard tool for long-time use. An athermal rubber tube and a solid aluminium structure.

ALU PROFILE
Aluminium i wytrzymała konstrukcja. W tej wersji łopata zaopatrzona w profilowany ergonomiczny sztyl w gumowej, atermicznej osłonie. Long-life construction thanks to aluminium. This model has ergonomic shaft with rubber insulation.

| | | | |
|--|--|--------------|------------------------|
| | | | ILZM60 |
| | | STEEL | 5905197141398 |
| | | | 600 x 125 x 600 / 1320 |
| | | | ~ 6500 |
| | | | - |
| | | | 20 |
| | | | - |
| | | | 660 |

| | | | |
|--|--|--------------|------------------------|
| | | | ILZM80 |
| | | STEEL | 5905197141404 |
| | | | 800 x 125 x 600 / 1320 |
| | | | ~ 7500 |
| | | | - |
| | | | 12 |
| | | | - |
| | | | 396 |

| | | | |
|--|--|------------|-----------------------|
| | | | ILEGM |
| | | ALU | 5905197142241 |
| | | | 495 x 70 x 380 / 1070 |
| | | | ~ 1540 |
| | | | - |
| | | | 80 |
| | | | - |
| | | | 2640 |

| | | | |
|--|--|------------|-----------------------|
| | | | ILEGDE |
| | | ALU | 5905197142258 |
| | | | 495 x 70 x 380 / 1457 |
| | | | ~ 1720 |
| | | | - |
| | | | 80 |
| | | | - |
| | | | 2640 |





TOTAL 1505 mm [59,0\"]

375 mm [14,5\"]

łopata / shovel
ALUMAX
ILMAXA



TOTAL 1505 mm [59,0\"]

375 mm [14,5\"]

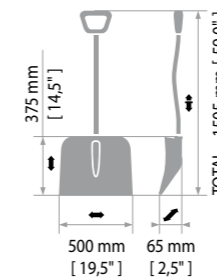
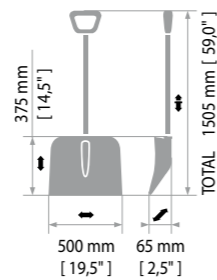
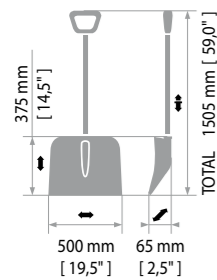
łopata / shovel
ALUMAX S
ILMAXS



TOTAL 1505 mm [59,0\"]

375 mm [14,5\"]

łopata / shovel
ALUMAX ERGO
ILMAXAE




To twarde, profesjonalne narzędzie na długie lata. Atermiczna, gumowa osłona i solidna aluminiowa konstrukcja.
This is a professional hard tool for long-time use. An athermal rubber tube and a solid aluminium structure.



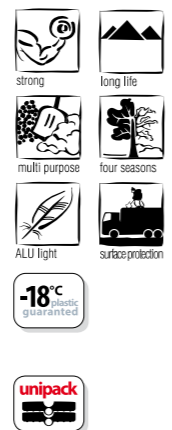
Bardzo wytrzymała łopata, w tej wersji zaopatrzona w gumową, wypróbowaną krawędź. Zapewnia cichą, dokładną pracę.
Very tough. This version is fitted with a tried-and-tested edge of rubber. It makes the work noiseless and thorough.



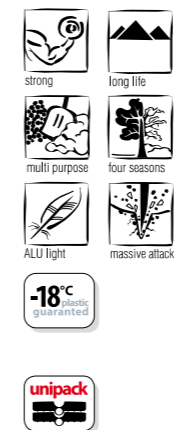
Wszystkie dobre cechy łopaty z linii Alুমax w połączeniu z ergonomicznym aluminiowym sztyłem w gumowej, atermicznej osłonie.
This model has all good features of Alুমax line in addition it has an ergonomic aluminium shaft with rubber insulation.



| ILMAXA | |
|-----------------------|---------------|
| ALU | 5905197141541 |
| 500 x 65 x 375 / 1505 | |
| TOTAL | ~ 1717 |
| NOT ASSEMBLED | - |
| ASSEMBLED | 80 |
| NOT ASSEMBLED | - |
| ASSEMBLED | 2640 |



| ILMAXS | |
|-----------------------|---------------|
| ALU | 5905197141558 |
| 500 x 65 x 375 / 1505 | |
| TOTAL | ~ 1677 |
| NOT ASSEMBLED | - |
| ASSEMBLED | 80 |
| NOT ASSEMBLED | - |
| ASSEMBLED | 2640 |

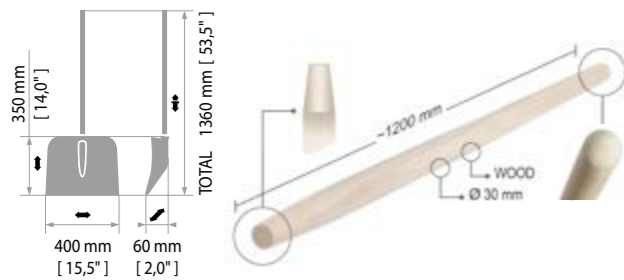


| ILMAXAE | |
|-----------------------|---------------|
| ALU | 5905197142135 |
| 500 x 65 x 375 / 1505 | |
| TOTAL | ~ 1717 |
| NOT ASSEMBLED | - |
| ASSEMBLED | 80 |
| NOT ASSEMBLED | - |
| ASSEMBLED | 2640 |



łopata / shovel
ALUICE 40


ILAL40



Aluminiowa, wszechstronna łopata z drewnianym sztyłem. Skuteczna wobec śniegu i lodu. An all-purpose aluminium shovel with a wooden shaft. Effective for clearing snow and ice.

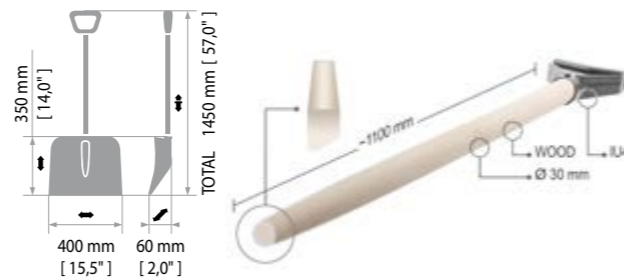


| ILAL40 | |
|-----------------------|---------------|
| ALU | 5905197141749 |
| 400 x 60 x 350 / 1360 | |
| TOTAL | ~ 1232 |
| NOT ASSEMBLED | 600 1500 |
| ASSEMBLED | 60 |
| NOT ASSEMBLED | 12000 12000 |
| ASSEMBLED | 1980 |



łopata / shovel
ALUICE 40 P

ILALP4



Uniwersalna łopata na każde warunki wyposażona w szeroki uchwyt podnoszący komfort pracy. A universal shovel for all conditions. Fitted with a wide handle improving the comfort of work.

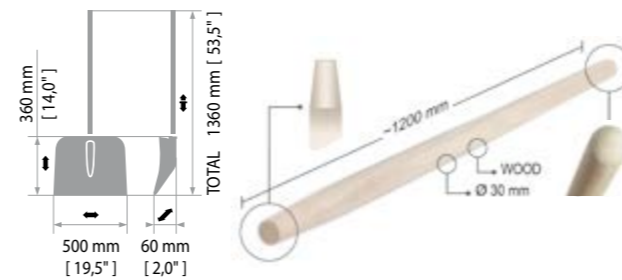


| ILALP4 | |
|-----------------------|---------------|
| ALU | 5905197141602 |
| 400 x 60 x 350 / 1450 | |
| TOTAL | ~ 1304 |
| NOT ASSEMBLED | 600 1500 |
| ASSEMBLED | 60 |
| NOT ASSEMBLED | 12000 12000 |
| ASSEMBLED | 1980 |



łopata / shovel
ALUICE 50

ILAL50



Szeroka łopata o uniwersalnym charakterze. Może z powodzeniem być wykorzystywana przez cały rok. A wide universal shovel that can be used all year long.




| ILAL50 | |
|-----------------------|---------------|
| ALU | 5905197141756 |
| 500 x 60 x 360 / 1360 | |
| TOTAL | ~ 1367 |
| NOT ASSEMBLED | 600 1500 |
| ASSEMBLED | 60 |
| NOT ASSEMBLED | 12000 12000 |
| ASSEMBLED | 1980 |



łopata / shovel
ALUICE 50 P

ILALP5



Prosta, lekka i wygodna łopata z uchwytem podnoszącym komfort pracy. A comfortable, simple and light shovel with a handle improving the comfort of work.



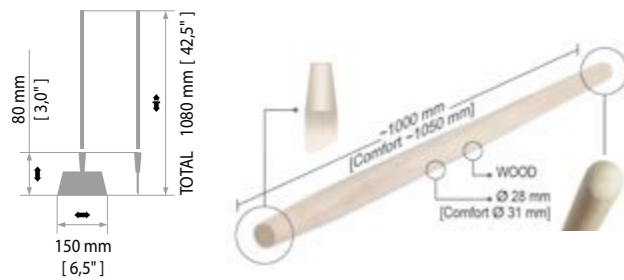
| ILALP5 | |
|-----------------------|---------------|
| ALU | 5905197141619 |
| 500 x 60 x 360 / 1450 | |
| TOTAL | ~ 1474 |
| NOT ASSEMBLED | 400 1000 |
| ASSEMBLED | 60 |
| NOT ASSEMBLED | 8000 8000 |
| ASSEMBLED | 1980 |



zbijak do lodu / ice hammer

ICE 1

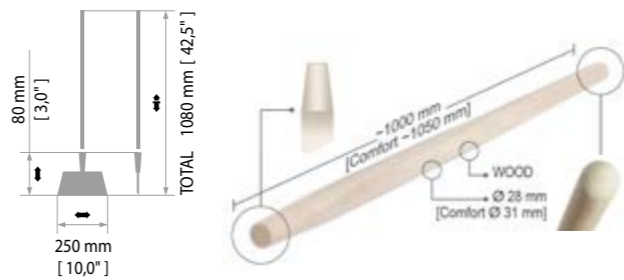
ICE1



zbijak do lodu / ice hammer

ICE 2


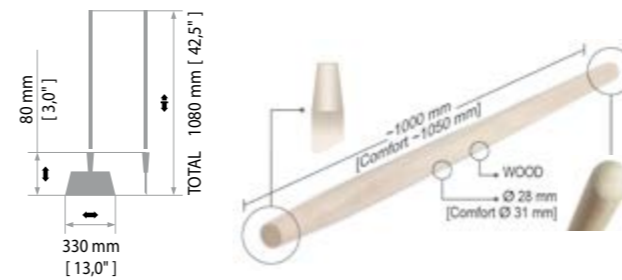
ICE2



zbijak do lodu / ice hammer

ICE 3


ICE3



ICE 1

ICE 2

ICE 3



STEEL PROFILE
Precyzyjne narzędzie do skuwania lodu. Gniazdo mocowania sztyla zapobiega jego uszkodzeniom podczas pracy. The best choice of a tool for crushing ice. Special socket design for the shaft prevent its deterioration and damage during the usage. In Comfort version shaft is longer and stronger.


STEEL PROFILE
Większy z popularnych zbijaków do lodu. Gniazdo mocowania sztyla zapobiega jego uszkodzeniom podczas pracy. Larger version of popular range of ice crusher. Special socket design for the shaft prevent its deterioration and damage during the usage. In Comfort version shaft is longer and stronger.

STEEL PROFILE
Największy ze zbijaków do lodu. Szeroki i efektywny. Gniazdo mocowania sztyla zapobiega jego uszkodzeniom podczas pracy. The largest model in ice crusher range. Wide and effective. Special socket design for the shaft prevent its deterioration and damage during the usage. In Comfort version shaft is longer and stronger.

| | | |
|--|--------------|-----------------|
| | | ICE1 |
| | | |
| | | |
| | STEEL | 5905197199504 |
| | | 150 x 80 \ 1080 |
| | | ~ 767 |
| | | - |
| | | 600 |
| | | - |
| | | 19800 |

| | | |
|--|--------------|-----------------|
| | | ICE2 |
| | | |
| | | |
| | STEEL | 5905197199511 |
| | | 250 x 80 / 1080 |
| | | ~ 922 |
| | | - |
| | | 600 |
| | | - |
| | | 19800 |

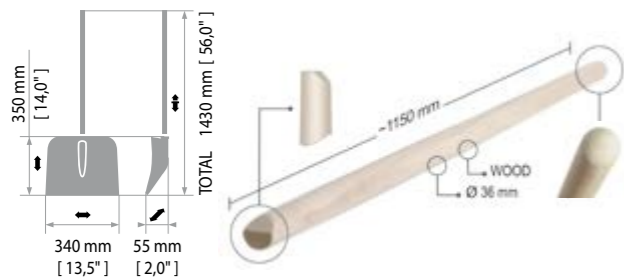
| | | |
|--|--------------|-----------------|
| | | ICE3 |
| | | |
| | | |
| | STEEL | 5905197199481 |
| | | 330 x 80 / 1080 |
| | | ~ 1042 |
| | | - |
| | | 300 |
| | | - |
| | | 9900 |



łopata / shovel

SKANDYNAWIA STANDARD

ILSK2S



Mocna, wypróbowana łopata z aluminium o szerokim spektrum zastosowań. A strong tried-and-tested shovel made of aluminium for a variety of applications.




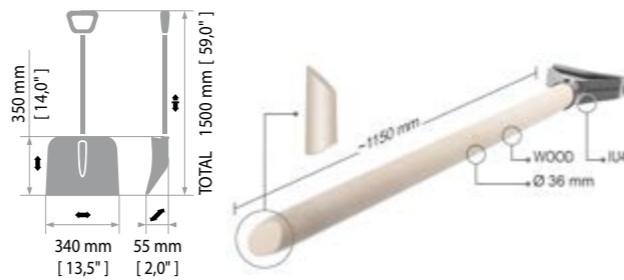
| ILSK2S | |
|-----------------------|---------------|
| ALU | 5905197140391 |
| 340 x 55 x 350 / 1430 | |
| TOTAL | ~ 1332 |
| NOT ASSEMBLED | 600 1500 |
| ASSEMBLED | 80 |
| NOT ASSEMBLED | 12000 12000 |
| ASSEMBLED | 2640 |



łopata / shovel

SKANDYNAWIA 2

ILSK2



Narzędzie opracowane z myślą o szczególnie wymagających użytkownikach. Wytrzymała, aluminiowa, świetnie prezentująca się łopata. Developed with the thought of especially demanding users. A durable aluminium shovel with a great appearance.



| ILSK2 | |
|-----------------------|---------------|
| ALU | 5905197140506 |
| 340 x 55 x 350 / 1500 | |
| TOTAL | ~ 1462 |
| NOT ASSEMBLED | 600 1500 |
| ASSEMBLED | 80 |
| NOT ASSEMBLED | 12000 12000 |
| ASSEMBLED | 2640 |



dozownik / feeder

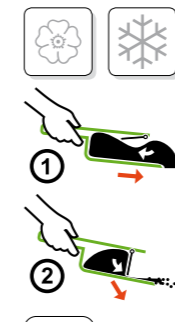
SHARKIE



ISSS



Wielozadaniowy dozownik umożliwiający równomierne rozproszanie sypkich substancji: soli, nawozów, nasion, grysu itp. Multifunctional feeder for steady spreading of loose substances like salt, fertilizers, seeds etc.



| ISSS | |
|---------------|--------------------|
| 5905197199542 | colour index p. 94 |
| 5905197067070 | |
| 99 x 65 x 290 | |
| TOTAL | ~ 108 |
| ASSEMBLED | 960 |
| ASSEMBLED | 31680 |





drapak do lodu / ice scraper

KAJ

IZS1



drapak do lodu / ice scraper

GERDA

IZS2



drapak do lodu / ice scraper

ALASKA

IZS3



drapak do lodu / ice scraper

ALASKA PLUS

IZS3A



Kompaktowy, poręczny skrobak do szyb. Zmieści się nawet w małym schowku lub kieszeni.
A handy compact windscreen scraper that fits even in a small glovebox or a pocket. resistant aluminium shovel with a great appearance.



| | |
|--------------------------|---------------|
| IZS1 | |
| MIX | 5905197190303 |
| B333 R395 116C G800 S411 | |
| 100 x 6 x 132 | |
| TOTAL | ~ 18 |
| ASSEMBLED | 24000 |
| ASSEMBLED | 792000 |



Wypróbowany skrobak do lodu z gumową ręką do usuwania wody i śniegu.
A tried-and-tested ice scraper with a rubber squeegee for removing water and snow.



| | |
|--------------------------|---------------|
| IZS2 | |
| MIX | 5905197190310 |
| B333 R395 116C G800 S411 | |
| 116 x 28 x 180 | |
| TOTAL | ~ 37 |
| ASSEMBLED | 7680 |
| ASSEMBLED | 253440 |



Skrobak do szyb z długim, wygodnym uchwytem.
A windscreen scraper with a long comfortable handle.



| | |
|--------------------------|---------------|
| IZS3 | |
| MIX | 5905197190327 |
| B333 R395 116C G800 S411 | |
| 97 x 32 x 250 | |
| TOTAL | ~ 37 |
| ASSEMBLED | 9600 |
| ASSEMBLED | 316800 |



Bardzo wytrzymały skrobak do szyb z dedykowanym, ocieplonym rękawem.
A very tough windscreen scraper with a dedicated quilted sleeve.



| | |
|----------------|---------------|
| IZS3A | |
| MIX | 5905197190334 |
| 115 x 25 x 260 | |
| TOTAL | ~ 100 |
| ASSEMBLED | 2880 |
| ASSEMBLED | 95040 |



TOTAL 162 mm [6,5"]

95 mm [4,0"]

drapak do lodu / ice scraper

FROST

IZS4



TOTAL 400 mm [15,5"]

115 mm [4,5"]

drapak do lodu / ice scraper

ICE CAR 1

IZCAR1



TOTAL 405 mm [16,0"]

90 mm [3,5"]

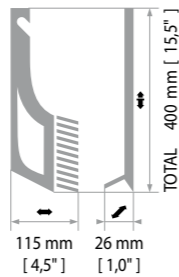
drapak do lodu / ice scraper

ICE CAR 2


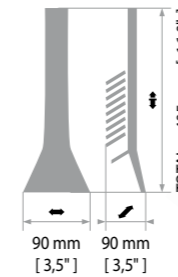
IZCAR2



Połączenie plastiku, gumy i miedzi. Niewielki rozmiar, pełna funkcjonalność. Miedziane ostrze – gwarancją skuteczności bez rys. A combination of plastic material, rubber and copper. Small size, full functionality, and thanks to the copper blade – a guarantee of effectiveness with no scratches.



To wygodne połączenie skrobaka do lodu z miotką. Lekkie i sztywne 2 w 1. A comfortable combination of an ice scraper and a small broom. Light and stiff, 2 in 1.



Uniwersalny zestaw do walki z lodem, śniegiem i wodą na szybach. Dwuelementowy, składany w systemie 1+1. A universal folding set for the battle against ice, snow and water on windscreens. It consists of two components (1+1 system).



| | |
|--------------------------|---------------|
| IZS4 | |
| MIX | 5905197190341 |
| B333 R395 116C G800 S411 | |
| 95 x 23 x 162 | |
| TOTAL | ~ 41 |
| ASSEMBLED | 9600 |
| ASSEMBLED | 316800 |



| | |
|---------------------|---------------|
| IZCAR1 | |
| MIX | 5905197190402 |
| B333 R395 116C G800 | |
| 115 x 26 x 400 | |
| TOTAL | ~ 127 |
| ASSEMBLED | 1440 |
| ASSEMBLED | 47520 |



| | |
|---------------------|---------------|
| IZCAR2 | |
| MIX | 5905197190419 |
| B333 R395 116C G800 | |
| 90 x 90 x 405 | |
| TOTAL | ~ 157 |
| ASSEMBLED | 1440 |
| ASSEMBLED | 47520 |



TOTAL 1400 mm [55,0"]
TOTAL 1720 mm [68,0"]

375 mm [14,5"]

zestaw / set

CLEAN SET




TOTAL 1400 mm [55,0"]

375 mm [14,5"]

zestaw / set

ICE SET



TOTAL 1320 mm [52,0"]

220 mm [8,5"]
330 mm [13,0"]

zestaw / set

FAMILY SET

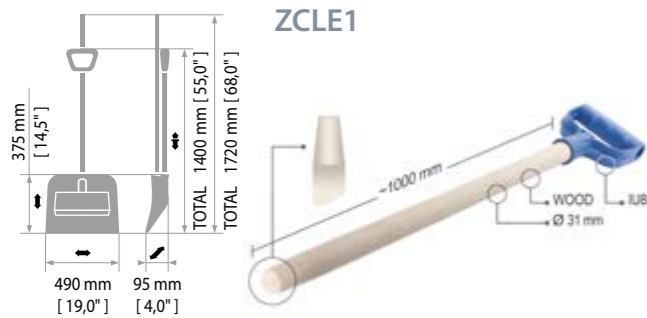


TOTAL 940 mm [37,0"]


220 mm [8,5"]

zestaw / set

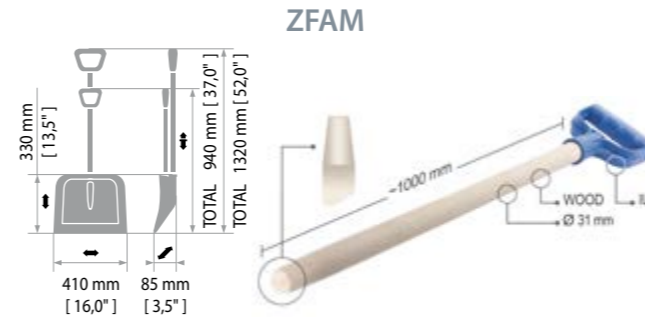
KID SET



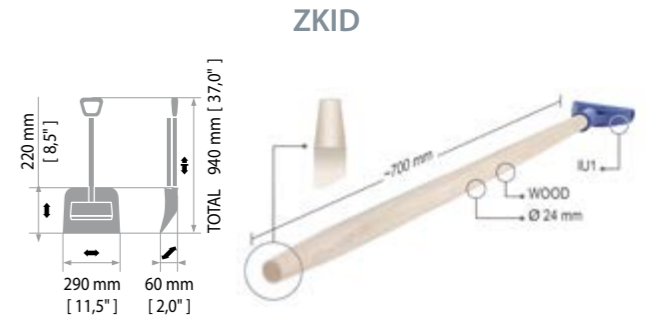
ZCLE1



ZICE1



ZFAM



ZKID

•ALU• PROFILE

Alpin 2 A z solidną, twardą szczotką o długim sztylu połączoną z metalowym skrobakiem. Radzi sobie z lodem, śniegiem, wodą i błotem. Alpin 2 A with a solid and hard brush with a long shaft, combined with a metal scraper. This shovel helps clear ice, snow, water and mud.

•ALU• PROFILE

To Alpin 2 A oraz Ice 1 w komplecie. Dodatkowo para podgumowanych rękawic ochronnych. This is Alpin 2 A and Ice 1 in one set. In addition: a pair of protective rubber gloves.

•ALU• PROFILE

Popularny Alpin 1 A w komplecie z łopatką Igloo Comfort. Rodzinny zestaw do pracy i zabawy. Właściwości edukacyjne. A popular Alpin 1 A completed with Igloo Comfort. The family set to work and play. Educational features.

•ALU• PROFILE

Zestaw do zabawy-pracy dla dzieci. Popularna Igloo COMFORT w połączeniu z lekką szczotką. Właściwości edukacyjne. Toy set. The popular Igloo COMFORT combined with a lightweight brush. Educational features.

| | | | |
|--|--|-------------|-----------------------|
| | | | ZCLE1 |
| | | B333 | 5905197199023 |
| | | | 490 x 95 x 375 / 1720 |
| | | | ~ 2788 |
| | | | - |
| | | | 45 |
| | | | - |
| | | | 1485 |

| | | | |
|--|--|-------------|-----------------------|
| | | | ZICE1 |
| | | B333 | 5905197199016 |
| | | | 490 x 95 x 375 / 1400 |
| | | | ~ 1990 |
| | | | - |
| | | | 70 |
| | | | - |
| | | | 2310 |

| | | | |
|--|--|-------------------|-----------------------|
| | | | ZFAM |
| | | B333 1788C | 5905197199047 |
| | | | 410 x 85 x 330 / 1320 |
| | | | ~ 1475 |
| | | | - |
| | | | 70 |
| | | | - |
| | | | 2310 |

| | | | |
|--|--|-------------------|----------------------|
| | | | ZKID |
| | | B333 1788C | 5905197199030 |
| | | | 290 x 60 x 220 / 940 |
| | | | ~ 805 |
| | | | - |
| | | | 100 |
| | | | - |
| | | | 3300 |






sportswear
line



fantastic
fun



comfortable
& softer ride



for winter
enthusiasts

for the love
of speed




dynamic
& colorful






łopata / shovel
BOBO

ILO1






łopata / shovel
BOBO COMFORT

ILO2



łopata / shovel
BOBO COMFORT ALU

ILO2A



Mała, lekka łopata dla dzieci. Przyjazny kształt. Zastosowanie wielosezonowe. A small lightweight spade for children. Friendly shape. Multi-season use.



Lekka i mocna łopata dla dzieci z wygodnym uchwytem. Pogodne, przyciągające uwagę kolory. Zimą do śniegu, latem do piasku. A light and strong spade with a comfortable handle for use by children. Cheerful and attention-drawing colours. For snow in winter, for sand in summer.



Najlżejsza z łopat dla dzieci. Jednocześnie, dzięki aluminiowemu sztylowi – wyjątkowo wytrzymała i estetyczna. Przeznaczenie: śnieg lub piasek. The lightest shovel for children. Thanks to the aluminium handle, it is also extremely durable and aesthetic. Designed for snow or sand.



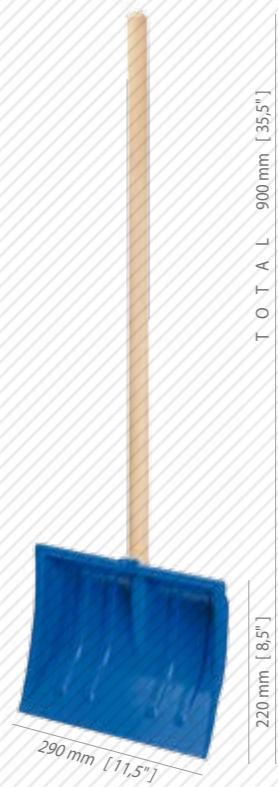
| ILO1 | | colour index |
|------|---------------------------|--------------|
| | 3005U 5905197140452 | ☞ p. 94 |
| | 1788C 5905197095639 | |
| | 205C 5905197096803 | |
| | 250 x 50 x 200 / 880 | |
| | TOTAL ~ 293 | |
| | NOT ASSEMBLED 960 2000 | |
| | ASSEMBLED 150 | |
| | NOT ASSEMBLED 21120 21120 | |
| | ASSEMBLED 9900 | |



| ILO2 | | colour index |
|------|---------------------------|--------------|
| | 3005U 5905197140469 | ☞ p. 94 |
| | 1788C 5905197069661 | |
| | 250 x 50 x 200 / 900 | |
| | TOTAL ~ 306 | |
| | NOT ASSEMBLED 960 2000 | |
| | ASSEMBLED 150 | |
| | NOT ASSEMBLED 21120 21120 | |
| | ASSEMBLED 9900 | |




| ILO2A | | colour index |
|-------|---------------------------|--------------|
| | 3005U 5905197140384 | ☞ p. 94 |
| | 1788C 5905197095646 | |
| | 250 x 50 x 200 / 900 | |
| | TOTAL ~ 265 | |
| | NOT ASSEMBLED 960 1000 | |
| | ASSEMBLED 150 | |
| | NOT ASSEMBLED 21120 21120 | |
| | ASSEMBLED 9900 | |

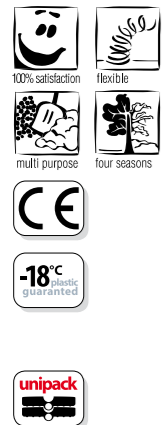


łopata / shovel
IGLOO

ILM1



łopata dla dzieci. Służy przede wszystkim do zabawy, jednak jej kształt i wytrzymałość kwalifikują ją również do całkiem wydajnej pracy. *A shovel for children. Designed, above all, for play. However, considering the shape and the strength of this shovel it can also be used for quite efficient work.*

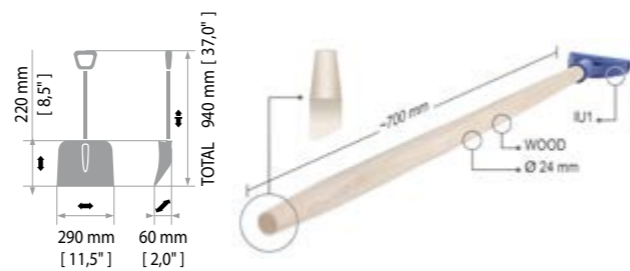


| ILM1 | | colour index |
|------|---------------------------|--------------|
| | 3005U 5905197140476 | p. 94 |
| | 1788C 5905197095714 | |
| | 205C 5905197097305 | |
| | 290 x 60 x 220 / 900 | |
| | TOTAL ~ 359 | |
| | NOT ASSEMBLED 840 2000 | |
| | ASSEMBLED 150 | |
| | NOT ASSEMBLED 19320 19320 | |
| | ASSEMBLED 9900 | |

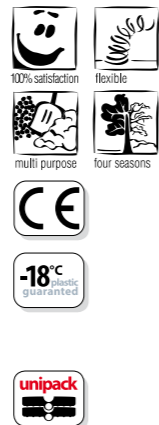


łopata / shovel
IGLOO COMFORT

ILM2



Doskonałe cechy popularnej Igloo i przyjazne kolory oraz dodatkowo komfortowy uchwyt. To zabawa, ale również pierwsza samodzielna praca. *The fine features of the popular Igloo, friendly colours and, additionally, a comfortable handle. Just for play but also for learning how to work independently.*




| ILM2 | | colour index |
|------|---------------------------|--------------|
| | 3005U 5905197140483 | p. 94 |
| | 1788C 5905197094069 | |
| | 290 x 60 x 220 / 940 | |
| | TOTAL ~ 421 | |
| | NOT ASSEMBLED 840 2000 | |
| | ASSEMBLED 150 | |
| | NOT ASSEMBLED 19320 19320 | |
| | ASSEMBLED 9900 | |



łopata / shovel
IGLOO COMFORT ALU

ILM2A



Większa z łopat adresowanych do dzieci z aluminium sztyłem. Doskonały towarzysz terenowych zabaw latem i zimą. *The larger of the shovels for children with an aluminium handle. An excellent companion for outdoor fun during summer and winter.*



| ILM2A | | colour index |
|-------|---------------------------|--------------|
| | 3005U 5905197140377 | |
| | 290 x 60 x 220 / 940 | |
| | TOTAL ~ 347 | |
| | NOT ASSEMBLED 840 1000 | |
| | ASSEMBLED 150 | |
| | NOT ASSEMBLED 15120 15120 | |
| | ASSEMBLED 9900 | |



TOTAL 680 mm [27,0\"]



TOTAL 465 mm [18,0\"]




TOTAL 520 mm [20,5\"]



TOTAL 500 mm [19,5\"]

ślizg / slide
SNOWBOARD S
ISNOB



Mała deska snowboardowa odpowiednio wyprofilowana, z ryflowanym, antypoślizgowym miejscem na buty zapewnia świetną zabawę niezależnie od płci i wieku.
A small snowboard, properly shaped, with a grooved, non-slip area for boots. Great fun for girls and boys both, regardless of age.

flexible sport & travel

TUV Rheinland CERTIFIED GS

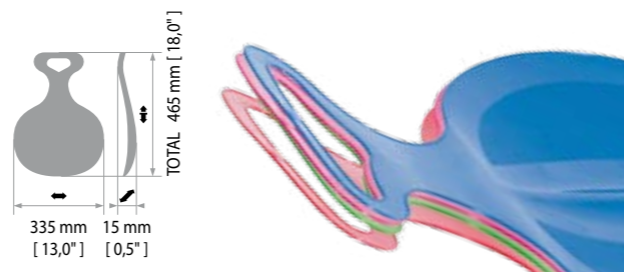
CE

-18°C elastic guaranteed

unipack

| ISNOB | | colour index |
|-------|---------------------|--------------|
| | 3005U 5905197190860 | ☞ p. 94 |
| | 361C 5905197095738 | |
| | 1788C 5905197095745 | |
| | 200 x 35 x 680 | |
| | TOTAL ~ 471 | |
| | ASSEMBLED 720 | |
| | ASSEMBLED 23760 | |

ślizg / slide
FREE
ISF



Free to rozpoznawalny kształt popularnego „jabłka”, sprawdzona kolorystyka i wysoka odporność.
Free means a distinctive popular apple-shape, well-tryed colours and high hardness.

flexible sport & travel

TUV Rheinland CERTIFIED GS

CE

-18°C elastic guaranteed

unipack

| ISF | | colour index |
|-----|---------------------|--------------|
| | 3005U 5905197190198 | ☞ p. 94 |
| | 361C 5905197290195 | |
| | 1788C 5905197064062 | |
| | 205C 5905197095769 | |
| | 335 x 15 x 465 | |
| | TOTAL ~ 138 | |
| | ASSEMBLED 2400 | |
| | ASSEMBLED 79200 | |

ślizg / slide
KID
ISG



Wypróbowana forma, głęboki profil, wysmienita zabawa.
Tried-and-tested form, deep profile, splendid fun.

flexible sport & travel

TUV Rheinland CERTIFIED GS

CE

-18°C elastic guaranteed

unipack

| ISG | | colour index |
|-----|---------------------|--------------|
| | 3005U 5905197190204 | ☞ p. 94 |
| | 361C 5905197290201 | |
| | 1788C 5905197064079 | |
| | 205C 5905197095776 | |
| | 335 x 35 x 520 | |
| | TOTAL ~ 188 | |
| | ASSEMBLED 1200 | |
| | ASSEMBLED 39600 | |

ślizg / slide
KID 2
ISG2



Nowoczesne uzupełnienie owocowej „zabawy”. Zwraca uwagę gruszkowaty kształt i głębokie ugięcie grzbietu. Duża prędkość.
A modern supplement to the fruit „fun”. The pear shape and the deep bending of the ridge attract attention. High speed.

flexible sport & travel

TUV Rheinland CERTIFIED GS

CE

-18°C elastic guaranteed

unipack

| ISG2 | | colour index |
|------|---------------------|--------------|
| | 3005U 5905197190228 | ☞ p. 94 |
| | 361C 5905197290225 | |
| | 1788C 5905197064086 | |
| | 205C 5905197064130 | |
| | 360 x 80 x 500 | |
| | TOTAL ~ 224 | |
| | ASSEMBLED 1200 | |
| | ASSEMBLED 39600 | |



ASK FOR
MOQ
SPECIAL
OFFER

600 mm [23,5"]

TOTAL 780 mm [31,0"]

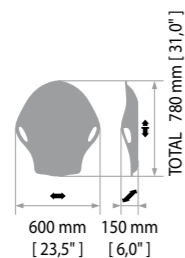
ślizg / slide
BIG M
ISDM



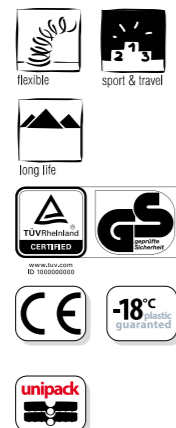
700 mm [27,5"]

TOTAL 940 mm [37,0"]

ślizg / slide
BIG
ISDS


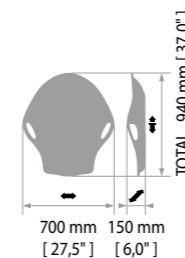


Mniejszy z serii BIG. Niemal identyczne proporcje. Jest lekki, bardzo poręczny. Do tego szybki i elegancki.
The smaller of the BIG series. Almost identical proportions. It is light and very handy, as well as quick and elegant.

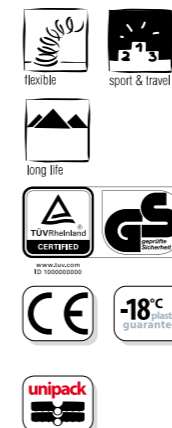


| ISDM | |
|------|---------------------|
| | 3005U 5905197190167 |
| | 361C 5905197069081 |
| | 1788C 5905197069074 |
| | 205C 5905197069098 |
| | 600 x 150 x 780 |
| | ~ 1109 |
| | 200 |
| | 6600 |

colour index
p. 94



Duży ślizg o futurystycznym kształcie. Wytrzymały, zapewnia świetną zabawę. Kolorowa linka w komplecie.
A big tough runner with a futuristic shape. Great fun! A colourful rope is included in the set.



| ISDS | |
|------|---------------------|
| | 3005U 5905197190235 |
| | 1788C 5905197064048 |
| | 700 x 150 x 940 |
| | ~ 1357 |
| | 50 |
| | 3300 |

colour index
p. 94



Ø 560 mm [22,0"]




Ø 600 mm [24,0"]




Ø 665 mm [26,0"]


ślizg / slide
SPEED S
ISTO



ślizg / slide
SPEED M
ISTM



ślizg / slide
SPEED
ISTL



Nieduża powierzchnia, uchwyty i kształt talerza to świetna zabawa dla dużych i małych.
A small surface area. The grips and shape of the plate mean great fun for big and small.




Nieco większa powierzchnia. Talerz od spodu zaopatrzony w brzołdy ułatwiające sterowanie.
A slightly larger area. The bottom of the plate has grooves for easier control.



Okrągły kształt gwarantuje wyśmienitą zabawę na stoku.
An excellent runner for children and adults. The round shape guarantees splendid fun on the slope.



| ISTO | | colour index |
|------|---------------------|--------------|
| | 3005U 5905197190136 | ☞ p. 94 |
| | 361C 5905197069135 | |
| | 1788C 5905197069128 | |
| | 560 x 70 x 560 | |
| | ~ 528 | |
| | 500 | |
| | 16500 | |



| ISTM | | colour index |
|------|---------------------|--------------|
| | 3005U 5905197190150 | ☞ p. 94 |
| | 361C 5905197069173 | |
| | 1788C 5905197065212 | |
| | 205C 5905197069197 | |
| | 600 x 90 x 600 | |
| | ~ 590 | |
| | 500 | |
| | 16500 | |



| ISTL | | colour index |
|------|---------------------|--------------|
| | 3005U 5905197190259 | ☞ p. 94 |
| | 1788C 5905197066417 | |
| | 665 x 130 x 665 | |
| | ~ 897 | |
| | 160 | |
| | 3520 | |




sanki / sledge
SNOW
ISAN



sanki / sledge
HORNET
ISRHOR



sanki / sledge
RACE
ISRC




Doskonałe, głębokie sanki z lekko podniesionym siedzeniem. W komplecie z kolorową linką.
An excellent deep sledge with a slightly raised seat. A colourful rope is included in the set.



Niewielkie sanki o świetnych właściwościach jezdnych. Hamulce pozwalają w prosty sposób kontrolować tor jazdy.
A small sled with excellent ridability. The brakes allow for easy control of direction.



Głębokie sanki z dźwigniami do hamowania i sterowania. Szybkie i piękne. Dodatkowo w komplecie kolorowa linka.
A deep sledge with brake and manual control levers. Fast and beautiful. A colourful rope is additionally included in the set.



| ISAN | | colour index |
|------|---------------------|--------------|
| | 3005U 5905197190242 | ☞ p. 94 |
| | 1788C 5905197065205 | |
| | 870 x 370 x 150 | |
| | TOTAL ~ 1198 | |
| | ASSEMBLED 80 | |
| | ASSEMBLED 5280 | |



| ISRHOR | | colour index |
|--------|---------------------|--------------|
| | 3005U 5905197190143 | ☞ p. 94 |
| | 1788C 5905197095783 | |
| | 800 x 400 x 115 | |
| | TOTAL ~ 964 | |
| | ASSEMBLED 180 | |
| | ASSEMBLED 5940 | |



| ISRC | | colour index |
|------|---------------------|--------------|
| | 3005U 5905197190266 | ☞ p. 95 |
| | 361C 5905197069777 | |
| | 1788C 5905197069784 | |
| | 870 x 400 x 180 | |
| | TOTAL ~ 1297 | |
| | ASSEMBLED 160 | |
| | ASSEMBLED 5280 | |



sanki / sledge
BULLET
ISP



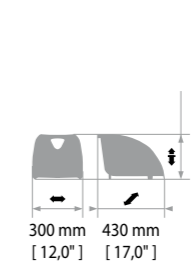

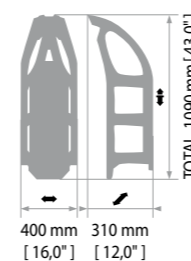

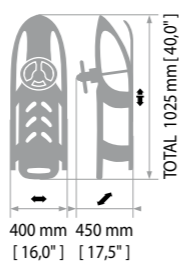
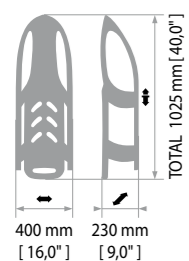
sanki / sledge
BULLET CONTROL
ISPC





sanki / sledge
TATRA
IST




siodełko / chair
SEAT 1
ISEAT1





















 Lekkie sanki o opływowym, wyścigowym kształcie. Płyzy zaprojektowane w sposób, który pozwala na szybką ale pewną jazdę. A lightweight sled with an aerodynamic, racing shape. The runners are designed to allow a fast but safe ride.










 Sanki BULLET wyposażone w płytę sterującą z kierownicą. Doskonałe właściwości jezdne i niemal wyczynowa przyjemność. A sled equipped with a steering runner with handle. Excellent rideability and an almost high-performance pleasure.










 Piękne sanki o sportowym charakterze. Stabilne, z dobrym poślizgiem. Wyposażone dodatkowo w rączkę ze sznurkiem. A beautiful sled with a sporty character. Stable, with a good glide. Also equipped with a handle with a cord.

 Siedzisko dla najmłodszych. Bezpieczne i wygodne. Możliwość zamocowania we wskazanych typach sanek. A seat for children. Safe and comfortable. Can be mounted on the types of sled indicated.

| | | | |
|-------------------------------------------------------------------------------------|-------------------------------------------------------------------------------------|------------------|--------------------|
|  |  | ISP | colour index p. 95 |
|  | 3005U | 5905197190808 | |
|  | 361C | 5905197094168 | |
|  | 1788C | 5905197094175 | |
|  | | 400 x 230 x 1025 | |
|  | TOTAL | ~ 2622 | |
|  | ASSEMBLED | 40 | |
|  | ASSEMBLED | 1188 | |

| | | | |
|---------------------------------------------------------------------------------------|-------------------------------------------------------------------------------------|------------------|--------------------|
|  |  | ISPC | colour index p. 95 |
|  | 3005U | 5905197190822 | |
|  | 361C | 5905197069739 | |
|  | 1788C | 5905197069746 | |
|  | | 400 x 450 x 1025 | |
|  | TOTAL | ~ 3523 | |
|  | ASSEMBLED | 18 | |
|  | ASSEMBLED | 594 | |



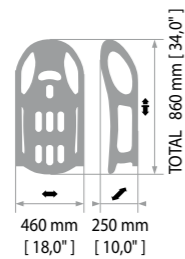
| | | | |
|---------------------------------------------------------------------------------------|---------------------------------------------------------------------------------------|------------------|--------------------|
|  |  | IST | colour index p. 95 |
|  | 3005U | 5905197190846 | |
|  | 361C | 5905197095790 | |
|  | 1788C | 5905197095806 | |
|  | | 400 x 310 x 1090 | |
|  | TOTAL | ~ 2995 | |
|  | ASSEMBLED | 26 | |
|  | ASSEMBLED | 858 | |

| | | | |
|---------------------------------------------------------------------------------------|---------------------------------------------------------------------------------------|-----------------|--------------------|
|  |  | ISEAT1 | colour index p. 95 |
|  | 3005U | 5905197190938 | |
|  | 361C | 5905197094182 | |
|  | 1788C | 5905197094199 | |
|  | | 300 x 430 x 265 | |
|  | TOTAL | ~ 776 | |
|  | ASSEMBLED | 200 | |
|  | ASSEMBLED | 6600 | |





sanki / sledge
LITTLE SEAL
ISBSEAL




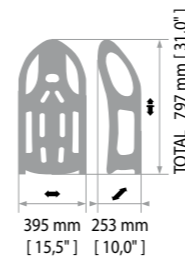
Mocne i szybkie sanki. Spody okute stalowymi płożami. W komplecie wygodna rączka i sznurek. Przód sanek przypomina sympatyczną mordkę małej fokki.
A strong, fast sled. The bottoms are fitted with steel runners. Includes a convenient handle and cord. The front of the sled suggests the face of a small seal.



| ISBSEAL | | colour index |
|---------|---------------------|--------------|
| | 3005U 5905197190174 | p. 95 |
| | 361C 5905197069708 | |
| | 1788C 5905197069715 | |
| | 205C 5905197069722 | |
| | 460 x 250 x 860 | |
| | TOTAL ~ 2561 | |
| | ASSEMBLED 26 | |
| | ASSEMBLED 858 | |



sanki / sledge
SEA LION
ISBLION



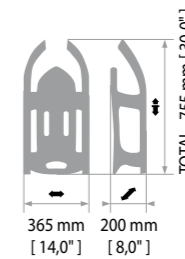
Stabilne i wygodne sanki, których przód przypomina sympatyczną mordkę małego morsa. Spody okute stalowymi płożami. W komplecie rączka i linka.
A stable and comfortable sledge with the front resembling a friendly smiley face of a little walrus. Steel fittings on the bottom runners. Complete with comfortable handle and colourful string.



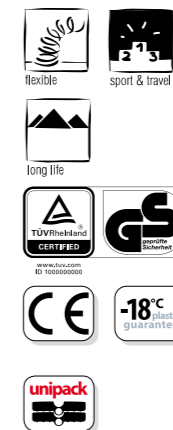
| ISBLION | | colour index |
|---------|---------------------|--------------|
| | 3005U 5905197190129 | p. 95 |
| | 1788C 5905197095813 | |
| | 395 x 253 x 797 | |
| | TOTAL ~ 2187 | |
| | ASSEMBLED 36 | |
| | ASSEMBLED 1188 | |



sanki / sledge
ARROW
ISBARROW



Szybkie jak strzała sanki o wyważonych proporcjach i konstrukcji zapewniającej pewną, komfortową jazdę. W komplecie kolorowa linka.
Quick as an arrow sledge with balanced proportions and a design that provides a secure, comfortable ride. Complete with colourful string.



| ISBARROW | | colour index |
|----------|---------------------|--------------|
| | 3005U 5905197190112 | p. 95 |
| | 1788C 5905197095820 | |
| | 365 x 200 x 755 | |
| | TOTAL ~ 2105 | |
| | ASSEMBLED 60 | |
| | ASSEMBLED 1980 | |




sanki / sledge
ZIGI-ZET
ISZG





sanki / sledge
ZIGI-ZET STERLING
ISZGS









sanki / sledge
ZIGI-ZET CONTROL
ISZGC














 Nowa wyróżniająca się generacja sanek o lekkiej, sprężystej konstrukcji. „Miękkie” krawędzie i rasowa, sportowa linia wpływają na komfort użytkowania. W komplecie z kolorową linką. *A new sledge generation of light design. Safe edges, sport line and colourful string are additional benefits of this model.*







 Piękna linia, sportowe akcenty, dynamiczna jazda. Wiatr we włosach i ta prędkość! Dodatkowo w komplecie kolorowa linka. *Elegant design with sporty look elements. Speed, dynamics and pleasure! A colourful string are included.*






 W wersji wyposażonej w płożę sterowaną za pomocą kierownicy, połączono w oryginalny sposób styl, funkcjonalność i przyjemność jazdy. Dodatkowo w komplecie kolorowa linka. *Style, functionality and fun of sliding joined together in this version of sledges equipped with runner with steering wheel and colourful string.*







    

| | | |
|-------------------------------------------------------------------------------------|---------------------|--------------|
| ISZG | | colour index |
|  | 3005U 5905197142708 | ☞ p. 95 |
|  | 1788C 5905197095837 | |
|  | 449 x 291 x 913 | |
|  | TOTAL ~ 2960 | |
|  | ASSEMBLED 24 | |
|  | ASSEMBLED 792 | |

| | | |
|--------------------------------------------------------------------------------------|---------------------|--------------|
| ISZGS | | colour index |
|  | 3005U 5905197142715 | ☞ p. 95 |
|  | 1788C 5905197064017 | |
|  | 449 x 362 x 913 | |
|  | TOTAL ~ 3230 | |
|  | ASSEMBLED 20 | |
|  | ASSEMBLED 660 | |

| | | |
|---------------------------------------------------------------------------------------|---------------------|--------------|
| ISZGC | | colour index |
|  | 3005U 5905197142722 | ☞ p. 95 |
|  | 1788C 5905197064024 | |
|  | 449 x 362 x 913 | |
|  | TOTAL ~ 3795 | |
|  | ASSEMBLED 14 | |
|  | ASSEMBLED 462 | |





sanki / sledge
SNOW TRAIN
ISBST



sanki / sledge
SNOW TRAIN CONTROL
ISBSTC



ślizg / slide
CRAZY RUN
ISBRUN



Te sanki zostały zaprojektowane w taki sposób, by zjazdy były szybsze i jednocześnie komfortowe. W komplecie sznurek z uchwytem. *A sled designed to slide faster and yet still be comfortable. Includes a cord with a handle.*



To SNOW TRAIN z centralnie zamocowanym, stalowym elementem sterującym. Pozwala hamować i wpływać na kierunek jazdy. W komplecie sznurek z uchwytem. *A SNOW TRAIN with a centrally mounted steel steering element. Allows braking and changes of direction. Includes a cord with a handle.*



Ślizg wyposażony w ruchomą rączkę. Dzięki technologii, w jakiej został wykonany pozwala na bardziej „miękką” i komfortową jazdę. *A sled fitted with a movable handle. Thanks to the production technology, it provides a „softer” and more comfortable ride.*



| ISBST | | colour index |
|-------|---------------------|--------------|
| | 3005U 5905197190914 | ☞ p. 95 |
| | 361C 5905197094045 | |
| | 400 x 145 x 1100 | |
| | TOTAL ~ 2484 | |
| | ASSEMBLED 40 | |
| | ASSEMBLED 1320 | |



| ISBSTC | | colour index |
|--------|------------------------|--------------|
| | 3005U 5905197190921 | ☞ p. 95 |
| | 361C 5905197094014 | |
| | 400 x 145 x 280 x 1100 | |
| | TOTAL ~ 2920 | |
| | ASSEMBLED 40 | |
| | ASSEMBLED 1320 | |



| ISBRUN | | colour index |
|--------|---------------------|--------------|
| | 3005U 5905197190181 | ☞ p. 95 |
| | 361C 5905197095844 | |
| | 1788C 5905197095851 | |
| | 350 x 85 x 580 | |
| | TOTAL ~ 889 | |
| | ASSEMBLED 128 | |
| | ASSEMBLED 4224 | |



sanki / sledge
F1
ISBFER







sanki / sledge
F1 CONTROL
ISBFERC





sanki / sledge
JEPP
ISBJEPP





sanki / sledge
JEPP CONTROL
ISBJEPPC



 Lekka i intrygująca forma tego śnieżnego pojazdu przekłada się na jego użytkowanie. Najmłodszy trzymając kierownicę czują się pewnie. W komplecie sznurek z uchwytem. *The light and intriguing shape of this snow vehicle translates into the experience of using it. The very youngest can feel safe holding the steering handle. Includes a cord with a grip.*

 Wersja F1 wyposażona w sterowaną płożę zmienia ten prosty pojazd w efektowny skibob. Konstrukcja i proporcje zapewniają doskonałą zabawę. *A version of the F1 equipped with a steered runner, making this sled a fun skibob. The design and proportions provide excellent entertainment.*

 Terenowy charakter tego śnieżnego jeżdżika poza walorami estetycznymi daje wszechstronne możliwości zimowej zabawy tak dzieciom jak i rodzicom. *The off-road nature of this snow vehicle offers, even beyond its aesthetic values, enormous potential for winter fun for both children and parents.*

 JEPP z płożą sterowaną za pomocą bezpiecznej kierownicy daje najmłodszym możliwość fantastycznych, skibobowych wyczynów. *A JEPP with a runner steered using a safe handle, giving the very youngest the opportunity to perform fantastic skibobbing feats.*

| ISBFER | | colour index |
|--------|-----------------|--------------|
| | 5905197190877 | ☞ p. 95 |
| | 5905197095868 | |
| | 5905197095875 | |
| | 500 x 450 x 800 | |
| | ~ 3000 | |
| | 16 | |
| | 528 | |

| ISBFERC | | colour index |
|---------|-----------------|--------------|
| | 5905197190884 | ☞ p. 95 |
| | 5905197095882 | |
| | 500 x 450 x 910 | |
| | ~ 3884 | |
| | 12 | |
| | 396 | |

| ISBJEPP | | colour index |
|---------|-----------------|--------------|
| | 5905197190891 | ☞ p. 95 |
| | 5905197095912 | |
| | 520 x 445 x 800 | |
| | ~ 4421 | |
| | 8 | |
| | 264 | |

| ISBJEPPC | | colour index |
|----------|-----------------|--------------|
| | 5905197190907 | ☞ p. 95 |
| | 5905197095929 | |
| | 520 x 445 x 890 | |
| | ~ 5080 | |
| | 8 | |
| | 264 | |





sanki / sledge
LITTLE BEETLE
ISMB



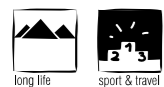
siodełko / chair
SEAT 2
ISEAT2



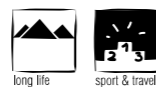
Klasyczne, metalowe sanki dla dzieci i młodzieży z wygodnym siedziskiem. Lekkie i wytrzymałe. Dołączona kolorowa linka z rączką. *Classic design metal sledges with a comfortable seat. Perfect for children and teenagers. They are lightweight and durable with a colourful string ended with handle.*



Siedzisko dla najmłodszych. Bezpieczne i wygodne. Możliwość zamocowania we wskazanych typach sanek. *A seat for children. Safe and comfortable. Can be mounted on the types of sled indicated.*



| ISMB | | colour index |
|------|-----------------|--------------|
| | 5905197097282 | |
| | 5905197064093 | |
| | 370 x 230 x 790 | |
| | TOTAL ~ 3168 | |
| | ASSEMBLED 42 | |
| | ASSEMBLED 1386 | |



| ISEAT2 | |
|--------|-----------------|
| | 5905197142692 |
| | 330 x 270 x 270 |
| | TOTAL ~ 680 |
| | ASSEMBLED 240 |
| | ASSEMBLED 7920 |





Charakterystyka użytkowa
Operational characteristic



Wyroby zostały przebadane przez laboratorium TÜV Rheinland Polska na zawartość PAK. Goods were tested by TÜV Rheinland Polska laboratory for PAH concentrations.

S jako część nazwy produktu – oznacza, że produkt posiada gumową krawędź natarcia / cichą / nie rysującą powierzchni. **S** (soft) Code S in the product name – means that the product includes a rubber protected leading edge to ensure silent operation and avoid surface scratching.



Producent gwarantuje pełną funkcjonalność sprzętu przy temperaturach do -18°C lub -28°C. Full functionality at temperatures of -18°C or -28°C guaranteed by the manufacturer.

C jako część nazwy produktu – oznacza produkt wyposażony w dodatkowe elementy, które zwykle podnoszą komfort pracy. **C** (comfort) Code C in the product name – means that the product is equipped with additional elements to improve comfort.

Unipack system

A jako część nazwy produktu – oznacza, że produkt posiada elementy aluminiowe, które zwykle podnoszą jego wytrzymałość. **A** (alu) Code A in the product name – means that the product is equipped with aluminium elements to improve resistance.

Oznaczenia w tabelach [piktogramy]
Designations in the tables [pictographs]



indeks kolorów colour index

| SNOW RIDER 1 | |
|--------------|---------------|
| ILSR1 | |
| | 5905197097329 |
| | 5905197094397 |

| SHARKIE | |
|---------|---------------|
| ISSS | |
| | 5905197199542 |
| | 5905197067070 |

| RACE | |
|------|---------------|
| ISRC | |
| | 5905197190266 |
| | 5905197069777 |
| | 5905197069784 |

| BULLET | |
|--------|---------------|
| ISP | |
| | 5905197190808 |
| | 5905197094168 |
| | 5905197094175 |

| BULLET CONTROL | |
|----------------|---------------|
| ISPC | |
| | 5905197190822 |
| | 5905197069739 |
| | 5905197069746 |

| TATRA | |
|-------|---------------|
| IST | |
| | 5905197190846 |
| | 5905197095790 |
| | 5905197095806 |

| BOBO | |
|------|---------------|
| ILO1 | |
| | 5905197140452 |
| | 5905197095639 |
| | 5905197096803 |

| BOBO COMFORT | |
|--------------|---------------|
| ILO2 | |
| | 5905197140469 |
| | 5905197069661 |

| BOBO COMFORT ALU | |
|------------------|---------------|
| ILO2A | |
| | 5905197140384 |
| | 5905197095646 |

| IGLOO | |
|-------|---------------|
| ILM1 | |
| | 5905197140476 |
| | 5905197095714 |
| | 5905197097305 |

| SEAT 1 | |
|--------|---------------|
| ISEAT1 | |
| | 5905197190938 |
| | 5905197094182 |
| | 5905197094199 |

| LITTLE SEAL | |
|-------------|---------------|
| ISBSEAL | |
| | 5905197190174 |
| | 5905197069708 |
| | 5905197069715 |
| | 5905197069722 |

| SEA LION | |
|----------|---------------|
| ISBLION | |
| | 5905197190129 |
| | 5905197095813 |

| ARROW | |
|----------|---------------|
| ISBARROW | |
| | 5905197190112 |
| | 5905197095820 |

| IGLOO COMFORT | |
|---------------|---------------|
| ILM2 | |
| | 5905197140483 |
| | 5905197094069 |

| SNOWBOARD S | |
|-------------|---------------|
| ISNOB | |
| | 5905197190860 |
| | 5905197095738 |
| | 5905197095745 |

| FREE | |
|------|---------------|
| ISF | |
| | 5905197190198 |
| | 5905197290195 |
| | 5905197064062 |
| | 5905197095769 |

| KID | |
|-----|---------------|
| ISG | |
| | 5905197190204 |
| | 5905197290201 |
| | 5905197064079 |
| | 5905197095776 |

| ZIGI-ZET | |
|----------|---------------|
| ISZG | |
| | 5905197142708 |
| | 5905197095837 |

| ZIGI-ZET STERING | |
|------------------|---------------|
| ISZGS | |
| | 5905197142715 |
| | 5905197064017 |

| ZIGI-ZET CONTROL | |
|------------------|---------------|
| ISZGC | |
| | 5905197142722 |
| | 5905197064024 |

| KID 2 | |
|-------|---------------|
| ISG2 | |
| | 5905197190228 |
| | 5905197290225 |
| | 5905197064086 |
| | 5905197064130 |

| BIG M | |
|-------|---------------|
| ISDM | |
| | 5905197190167 |
| | 5905197069081 |
| | 5905197069074 |
| | 5905197069098 |

| BIG | |
|------|---------------|
| ISDS | |
| | 5905197190235 |
| | 5905197064048 |

| SPEED S | |
|---------|---------------|
| ISTO | |
| | 5905197190136 |
| | 5905197069135 |
| | 5905197069128 |

| SNOW TRAIN | |
|------------|---------------|
| ISBST | |
| | 5905197190914 |
| | 5905197094045 |

| SNOW TRAIN CONTROL | |
|--------------------|---------------|
| ISBSTC | |
| | 5905197190921 |
| | 5905197094014 |

| CRAZY RUN | |
|-----------|---------------|
| ISBRUN | |
| | 5905197190181 |
| | 5905197095844 |
| | 5905197095851 |

| F1 | |
|--------|---------------|
| ISBFER | |
| | 5905197190877 |
| | 5905197095868 |
| | 5905197095875 |

| SPEED M | |
|---------|---------------|
| ISTM | |
| | 5905197190150 |
| | 5905197069173 |
| | 5905197065212 |
| | 5905197069197 |

| SPEED | |
|-------|---------------|
| ISTL | |
| | 5905197190259 |
| | 5905197066417 |

| SNOW | |
|------|---------------|
| ISAN | |
| | 5905197190242 |
| | 5905197065205 |

| HORNET | |
|--------|---------------|
| ISRHOR | |
| | 5905197190143 |
| | 5905197095783 |

| F1 CONTROL | |
|------------|---------------|
| ISBFERC | |
| | 5905197190884 |
| | 5905197095882 |

| JEPP | |
|---------|---------------|
| ISBJEPP | |
| | 5905197190891 |
| | 5905197095912 |

| JEPP CONTROL | |
|--------------|---------------|
| ISBJEPPC | |
| | 5905197190907 |
| | 5905197095929 |

| LITTLE BEETLE | |
|---------------|---------------|
| ISMB | |
| | 5905197097282 |
| | 5905197064093 |

index

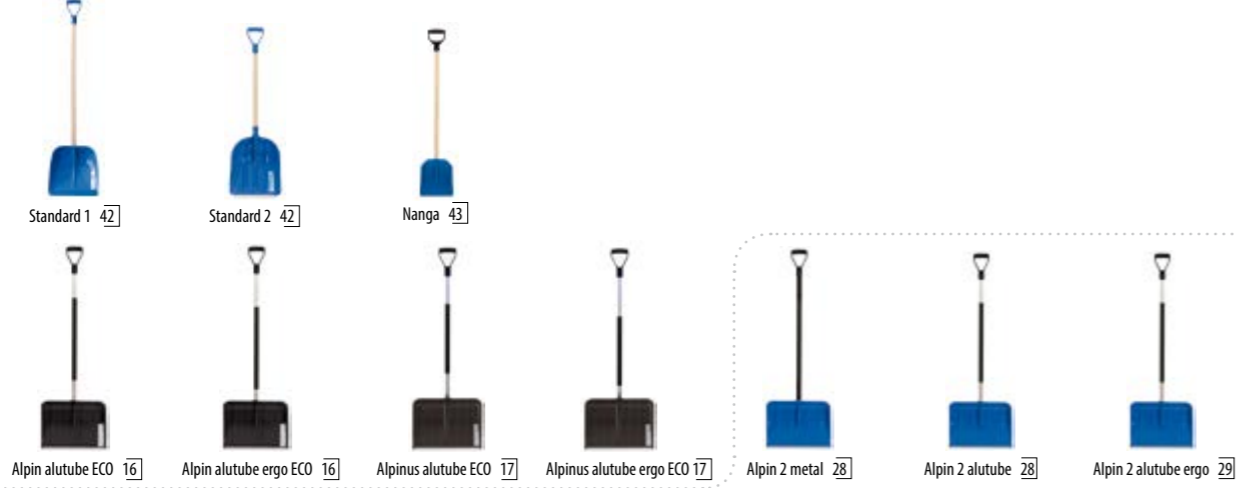
Basic ECO




Basic VERGIN



Basic alu* ECO




Basic alu* VERGIN




Premium




Pusher ECO



Pusher



Telescopic ECO



Telescopic VERGIN



Aluminium shovels



Car shovels ECO




Car shovels VERGIN



Car accessories



Ice hummer



Set ECO

Set VERGIN



produkcja production



ekspozycja exposure

logistyka logistic



assembled



not assembled





Headquarter
Prosperplast 1 Sp. z o. o.
43-378 Rybarzowice
ul. Wilkowska 968
Polska

tel. +48 33 817 70 03
fax +48 33 817 60 81

biuro@prosperplast.pl
office@prosperplast.pl

Warehouse I
Prosperplast 1 Sp. z o. o.
43-374 Buczkowice
ul. Wczasowa 733A
Polska

tel. +48 33 817 70 03
fax +48 33 817 60 81

Warehouse II
Prosperplast 1 Sp. z o. o.
34-300 Żywiec
ul. Leśniana 81
Polska

tel./ fax +48 33 475 05 86

Office
Prosperplast Deutschland GmbH
Hopfenstraße 22a
85283 Wolnzach
Deutschland

tel. +49 8442 9588 30
tel. +49 8442 9628499
fax +49 8442 9680853

kontakt@prosperplast.de
www.prosperplast.de

Warehouse I
Prosperplast Deutschland GmbH
Weststrasse 6
02708 Löbau
Deutschland

tel. +49 03585 4688278
fax +49 03585 4688274
kontakt@prosperplast.de
www.prosperplast.de


Office
Prosperplast s.r.o.
V Zátěši 810/1
Mariánské Hory
709 00 Ostrava 9
Czech Republic

Warehouse
Prosperplast s.r.o.
Těšínská 1529
73934 Šenov u Ostravy
Czech Republic

tel./fax - 00 420 553 034 443
www.prosperplast.cz

Wszystkie prawa zastrzeżone przez Prosperplast Spółka z o. o., a zawartość nie może być powielana, pobierana, rozpowszechniana, publikowana lub przekazywana w jakiegokolwiek formie i w jakiegokolwiek sposób, bez uprzedniej pisemnej zgody Prosperplast Spółka z o. o. Niniejszy katalog nie stanowi oferty w rozumieniu obowiązujących przepisów. Za błędy w druku nie odpowiadamy.

All rights are reserved by Prosperplast Limited liability Company, and content may not be reproduced, downloaded, disseminated, published or transferred in any form or by any means, except with the prior written permission of Prosperplast Limited liability Company. This catalogue does not constitute an offer within the meaning of applicable rules. We are not responsible for printing errors.



www.prosperplast.pl

Prosperplast 1 Sp. z o.o. 43-378 Rybarzowice, ul. Wilkowska 968
e-mail: biuro@prosperplast.pl, office@prosperplast.pl